


LINEA

Unique line

 **PULSAL.RU**

+7 (812) 603-40-33



Sleek

Intuitive

Connected

Dynamic

A new series featuring an unprecedented and elegant design, which brings together the understated allure of sophisticated styling with state-of-the-art technology.

With Linea, innovation comes together with tradition, thanks also to multiple patents registered to make it truly one of a kind.

Linea is the outcome of an in-depth research and development process.

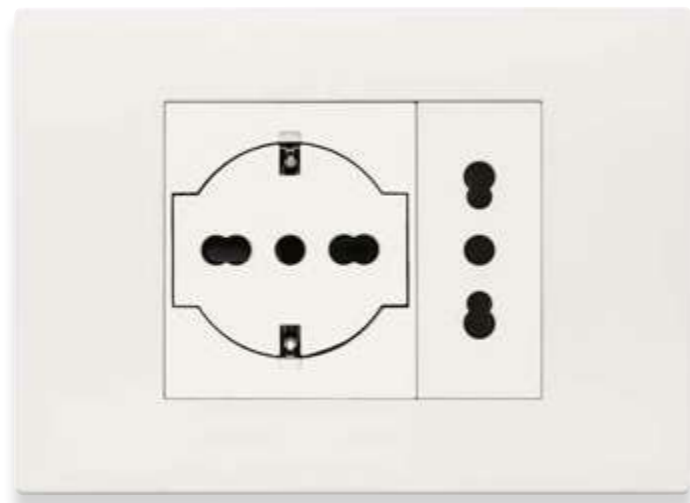

PATENTED
VIMAR

Find out more about Linea and the pursuit of absolute, slim flatness. A new design focused on total alignment between the product and the cover plate, with a sleek, light profile, perfect on any wall.



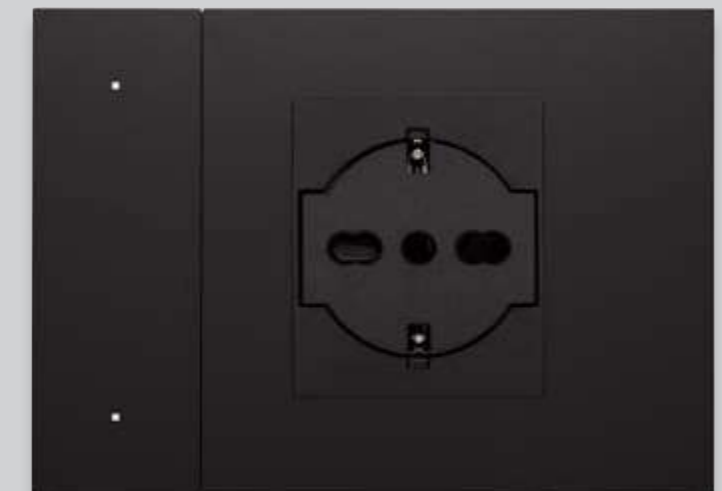
**Linea.
Elegance and harmony
for all styles.**

Sophisticated design and uniquely shape control with a gently curved profile.



**Linea with XT platform.
An innovative user
experience.**

Innovatively styled home automation system control for controlling lights, roller shutters, temperature management and scenario activation. Maximum simplicity of use and programming.



Aligned controls with patented *in-line* technology.

- > **Controls that are always aligned.**
Once activated, the button always returns to its original position ensuring perfect alignment of controls at all times.



- > **Cover plate and control unit pleasant to the touch**, manufactured using special mould laser technology.

- > **Distinctive, generously-proportioned button profile featuring a gentle curve** to make use even more intuitive. A soft protrusion that elegantly interrupts the flat continuity of the surface of the cover plate.

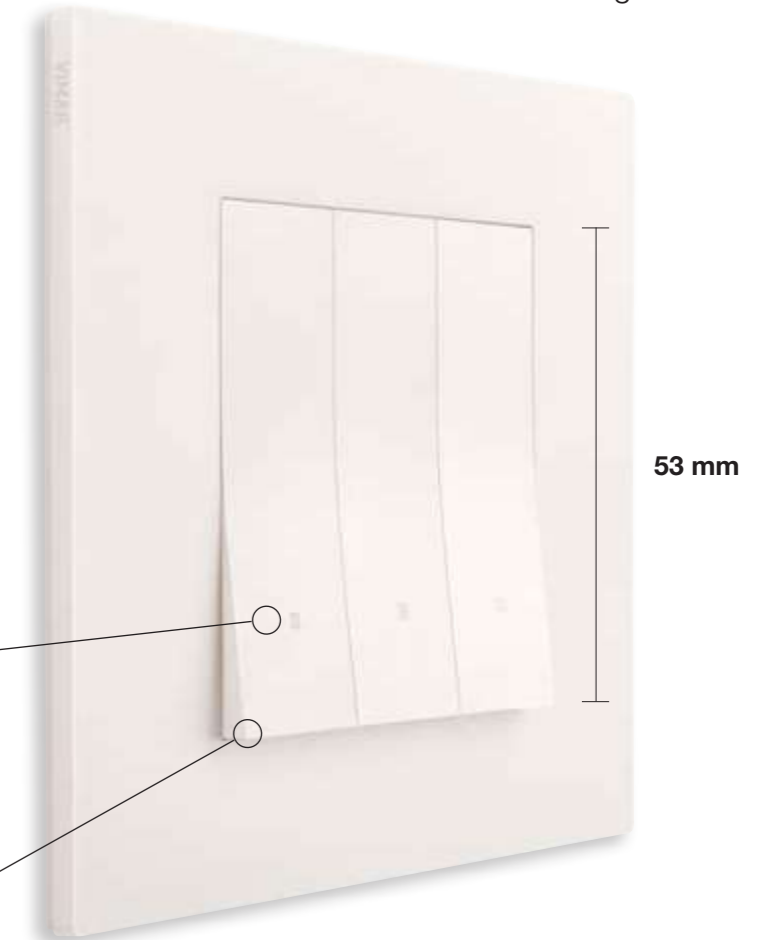
- > **Light details.**
The distinctive illuminated mark provided by the control backlighting makes it possible to identify its function even in the dark.



The control protrudes by just 2.7 mm

- > **Maximum user-friendliness** of the control protrusion, meaning it can be easily operated as it is so easy to find with your fingers.

- > Controls measuring **53 mm** in height.



Sleek and slim cover plate measuring **just 5.7 mm in thickness** for all materials.


PATENTED VIMAR

- **In-line technology** that keeps the controls perfectly aligned, even after repeated use.
- **New control mechanism with** kinematic precision and silent operation at just a touch of your fingertips, with reduced control protrusion.

Axial control that is perfectly flat.

> **Absolutely flat effect.**

The axial control remains perfectly aligned with the surface of the cover plate, even after each use.

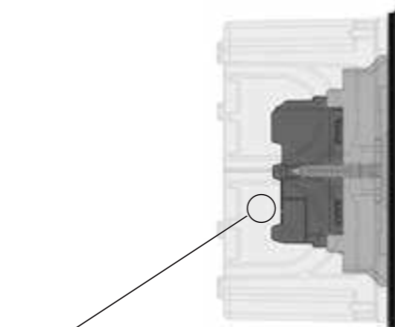
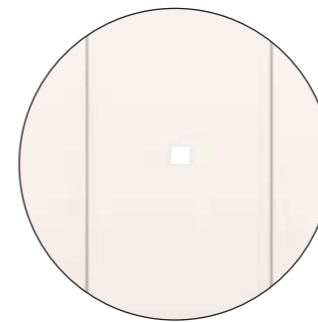


> **More generously-sized control surface.**

Thanks to the new patented mechanism, the control can be operated across the entire surface and requires minimum pressure.

> **Light details.**

The distinctive illuminated mark provided by the control backlighting makes it possible to identify its function even in the dark.



More space inside the mounting box

PATENTED
VIMAR

- **New control mechanism with** kinematic precision and silent operation at just a touch of your fingertips and across the entire surface of the control.
- **More compact mechanism with reduced depth** to ensure there is more space inside the mounting box.

All the backlighting possibilities

Various options for an elegant and distinctive effect at all times.

> Aligned, axial and traditional rocker controls feature a distinctive illuminated mark to identify their function, even in the dark.



Standard mode
Aligned control and traditional rocker control.



Standard mode
Axial control.



Vertical light beam mode
Aligned control.

- **Vertical light beam.**
For the aligned control, there is **also the** possibility of ordering a dedicated button to create a **vertical downward light beam**, choosing between a LED lighting unit with standard brightness or a softer one that creates a soft glow on the surface of the cover plate. The result is a discrete yet distinctive effect on the wall.



Three different controls
in three different colour variants.

PATENTED
VIMAR



White

> **Pure, bright white**
brings to mind simple, open spaces.



Canvas

> **The natural appeal of canvas for trendy settings.**
A warm and natural hue.




Black

> **Black for bold details.**
It draws its inspiration from mineral materials, for settings with a bold personality.

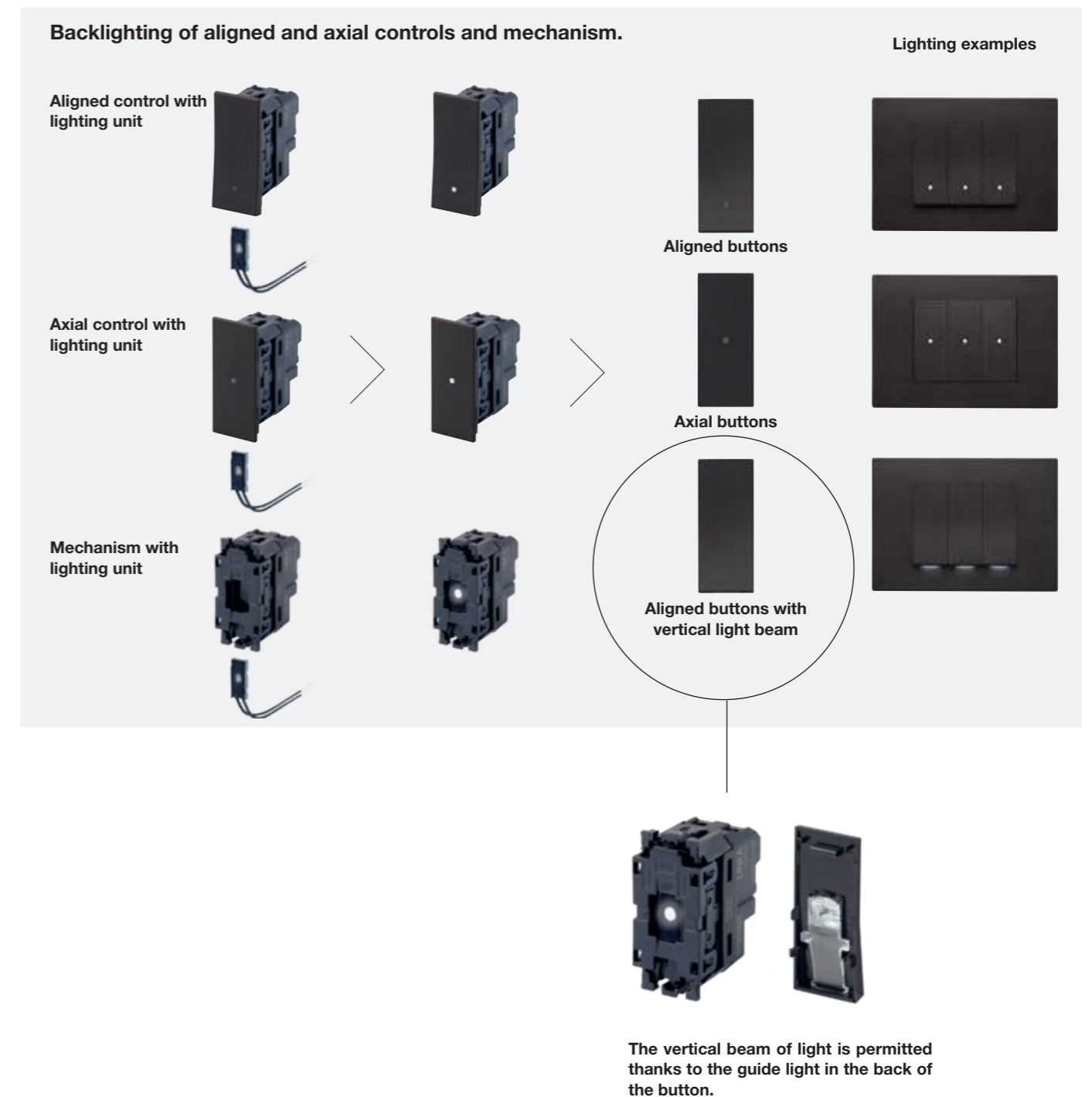
Versatile controls, also with a single platform.

Various types of Linea controls are available: aligned, axial and traditional rocker controls already assembled and ready for installation or, to accommodate all installation requirements, a mechanism which turns into an aligned or axial control with one simple gesture, depending on the button used.



> **Single mechanism.**
Compact and silent, 1-way switch, 2-way switch, reversing switch or push-button to be completed with the aligned or axial button. The choice is yours!

> **Each device has its own backlighting.**
Whether it is a control or a mechanism to be completed with a button, they can both have backlighting thanks to a dedicated light source.

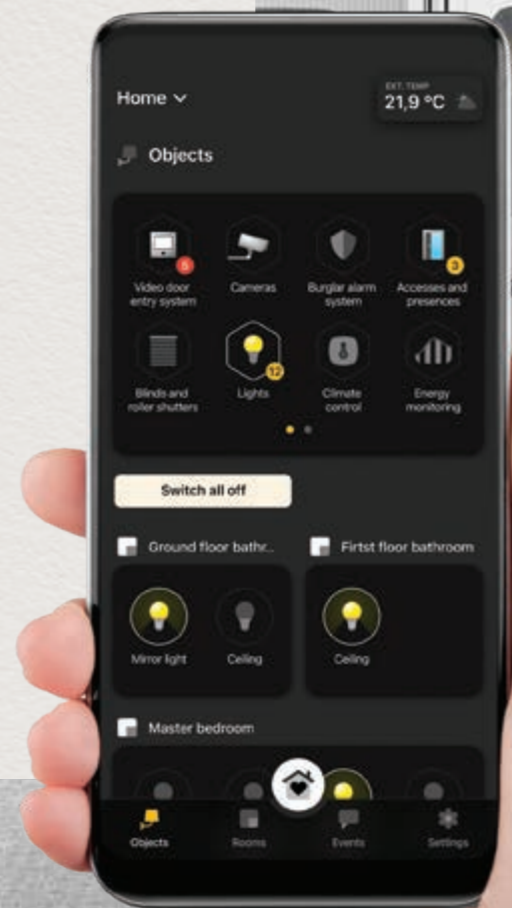




Activate
the relax
scenario

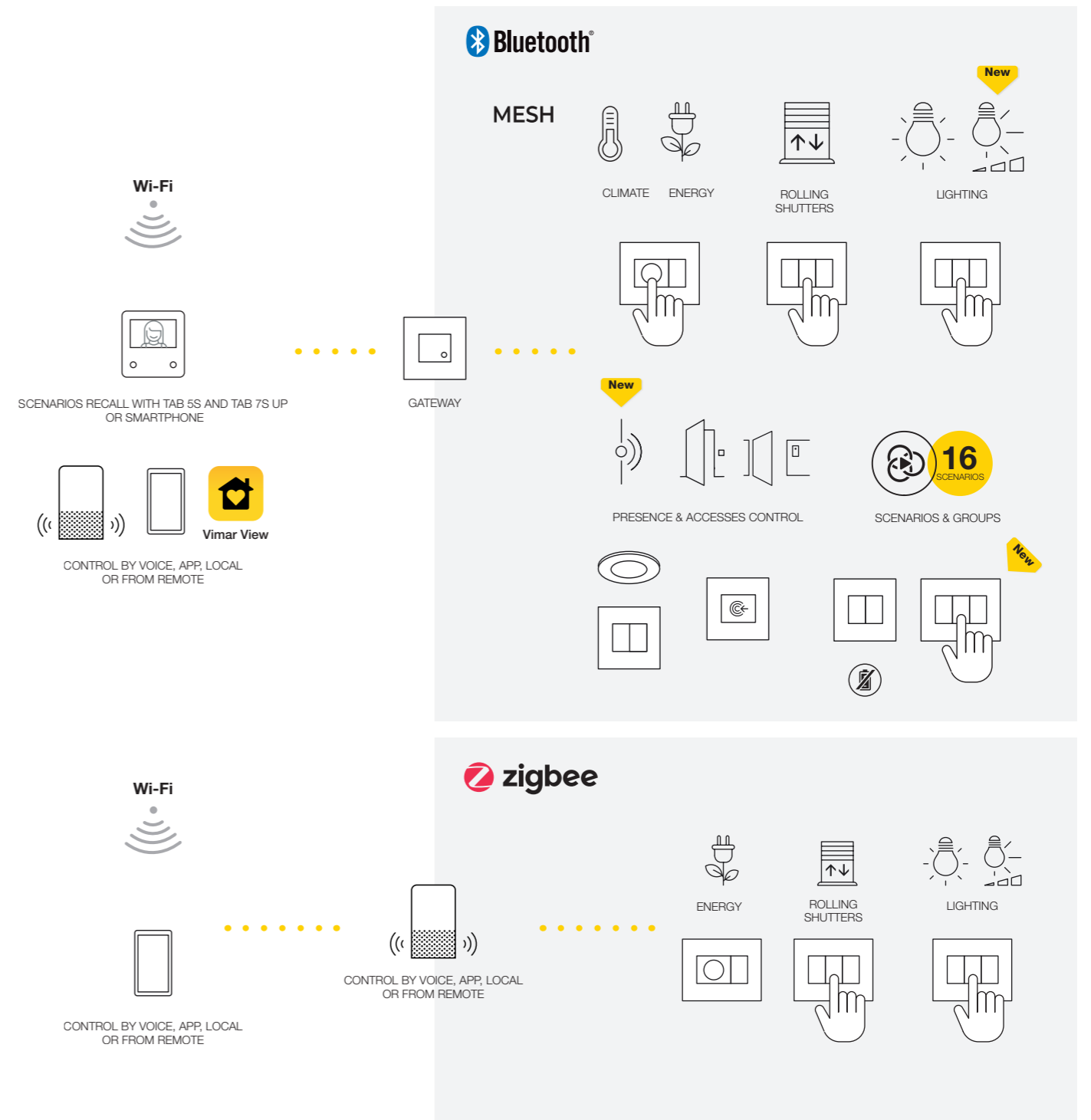


Alexa is not available in all languages and countries



View Wireless. Make your system connected.


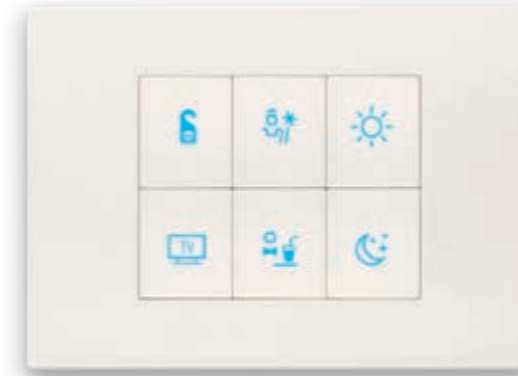
Linea devices are **smart thanks to the integration of the View Wireless system**. To keep everything under control and manage lighting, roller shutters or motorised curtains, control energy consumption, temperature control and manage scenarios with the utmost simplicity using your **smartphone via App** or **directly by voice**. The ideal solution for refurbishments or to boost the functions of an existing system, it is also a useful means of support for the elderly and people with restricted mobility. Now with **smartphone** and **vocal control** you can **keep everything under control** up close and from a distance.



Linea is also for home automation systems thanks to the By-me Plus system and the KNX standard.



Linea connects domestic settings with the needs of everyday life, whether large or small.



Comfort



Energy Efficiency



Security

- **Complete** and **connected, integrated** and expandable functions.
- **Centralised**, highly customised control.
- **Comfort**: sophisticated lighting and automation management.
- **Security**: Technical alarms, video door entry systems, burglar alarm systems, CCTV and access control.
- **Energy efficiency**: climate control, energy monitoring, smart lighting, energy control.


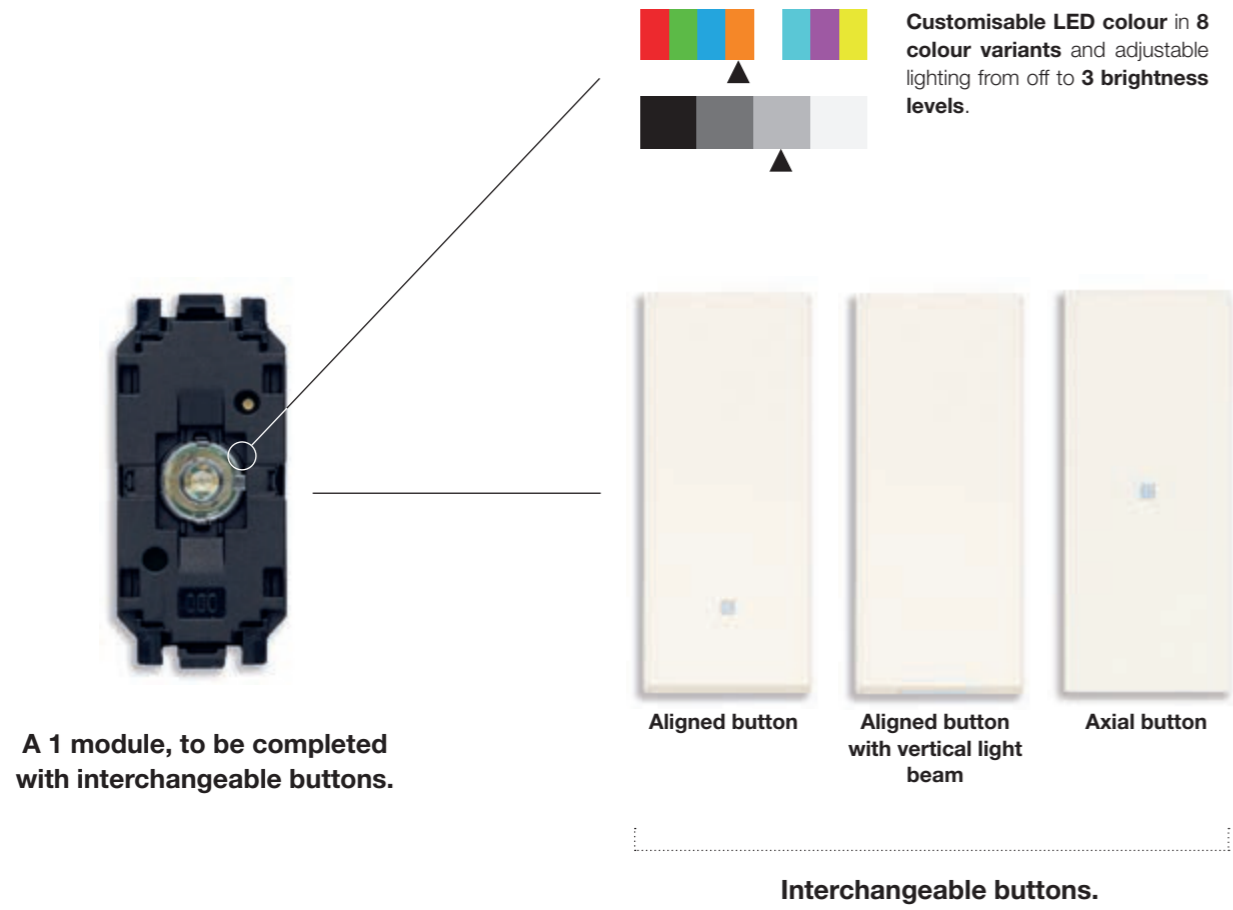


By-me Plus is the automation system which allows you to control lights, temperature, sound system, curtain and roller shutter automation, sprinkler system, energy management, multi-zone temperature and scenario control. Perfectly integrated with Vimar video door entry, burglar alarm and video surveillance systems, By-me Plus offers the utmost comfort, energy efficiency and superior safety in both home and office environments.

Flexible, interoperable and modular, **Well-contact Plus** is the Vimar system developed on the **KNX standard**, for complete building management. Whether in small or large hotels, offices, multi-purpose centres or even gyms, Well-contact Plus is the solution that provides constant control and management of lights, temperature, security, energy and accesses, providing functionality and comfort in every single environment.

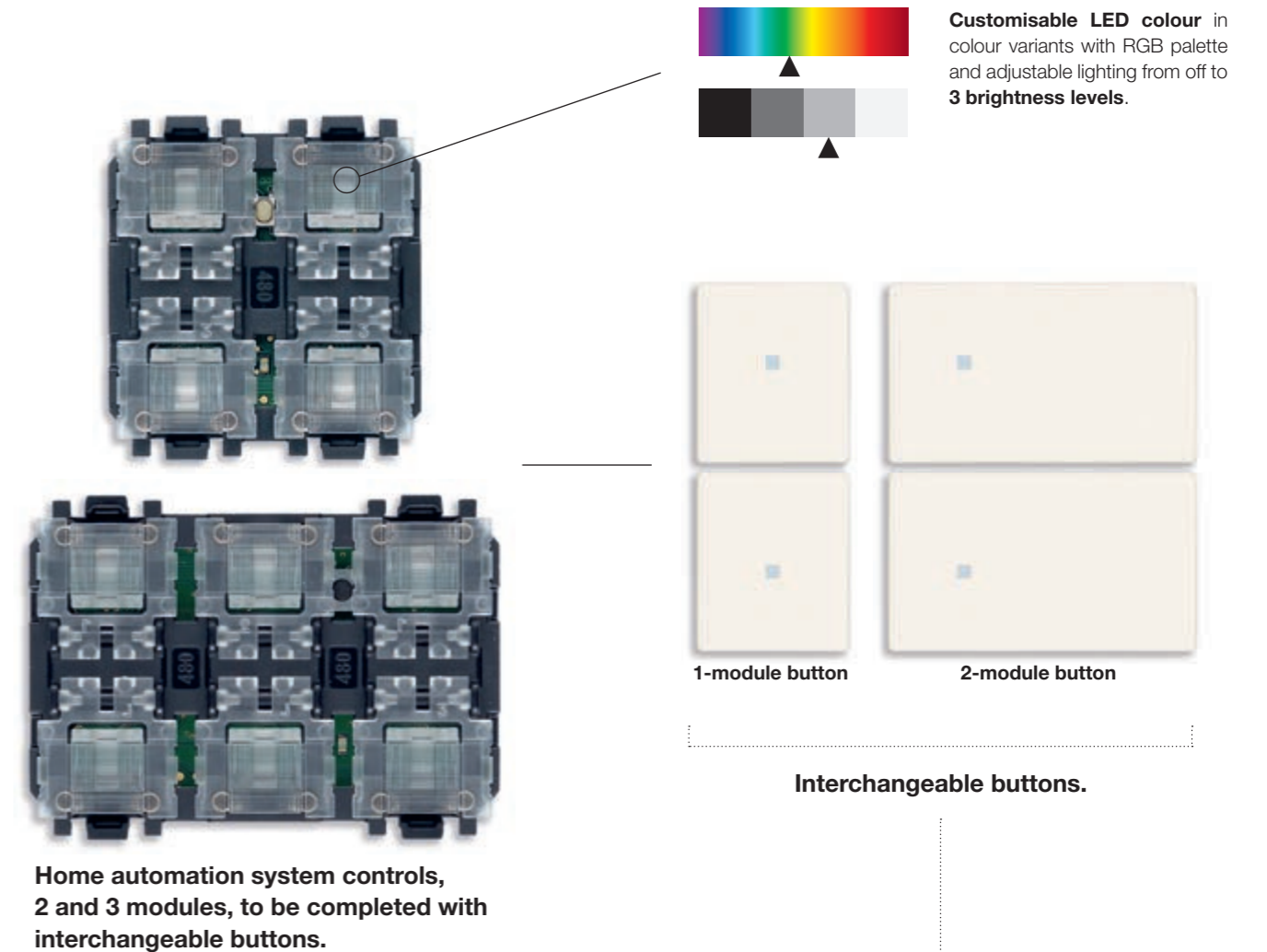
Connected Control.

Designed to control and manage lights, roller shutters, motorised curtains in the View Wireless system simply from your smartphone via App or using your voice directly. The ideal solution for refurbishments or to boost the functions of an existing system as well as in new system installations.




Home Automation Control.

Linea controls are also available in the home automation system version for the By-me Plus system and the KNX standard. Curtain and roller shutter automation, light control, sound system and much more. Everything can also be managed in a centralised manner by creating scenarios.



Other customised buttons available with 1 and 2 modules.



Fast and easy installation.

The **slim support** is made of special materials with **high rigidity and strength**, also ideal for **mounting on plasterboard**. Devised to provide maximum grip once the device has been installed.

Side mounting with half blank modules, to allow control unit hooking of a 2-module device.

Support with high mechanical rigidity, made of reinforced polyamide.

Compatibility with plasterboard (mounting) boxes with rear outlet.

24 mm long screws and large slots for levelling.

Writable area to indicate the function to be installed.

Easy hooking with rails.

The front and back side can be acted on with a tool, for uninstalling devices

Installing/dismounting the front of the device

PATENTED **VIMAR**

- **System for installing/uninstalling the device** on/from the mounting frame, simplified and easy from the front as well as the possibility of using a tool from the rear.

Special extraction tool for 3-, 4- and 7-module cover plates.

Linea cover plates can be **securely fastened with the new anti-tamper mounting frames**.

Available with **3, 4 and 7 modules**.

PATENTED **VIMAR**

New mounting frames with **patented anti-tamper** system allow the cover plate to be removed only using a dedicated extraction tool. The system ensures perfect styling results while guaranteeing greater safety and preventing any tampering, especially in installations on public premises such as hotels, schools, hospitals, airports, ships, etc.


Installing Linea devices is traditional, quick and easy: they can easily be housed in mounting boxes for **masonry walls and plasterboard walls** ensuring maximum adherence to the wall thanks to the mounting frame compensation system.

Installation on masonry walls.

just 5.7 mm deep.

Installation on hollow walls (plasterboard).

just 5.7 mm deep.




Innovative functions

resulting from in-depth technological research.

For a **traditional electrical system**, more than **200 restyled functions** to achieve perfectly matching styling to choose from, offering superior performance levels and latest-generation user-friendly controls, so Linea facilitates everyday activities while optimising time and energy.

> We have flattened what wasn't flat before: **universal flush-fitting socket outlets** with a **patented recessed anti-jamming mechanism** which guarantees functionality at every use and for every type of plug.



> The **Linea line-up** is distinguished by **total installation versatility in the most widely recognised international standards**.



PATENTED
VIMAR

- **Universal flush-fitting socket outlets** with a patented recessed anti-jamming mechanism which guarantees functionality at every use and for every type of plug.
- **Device terminals** have been specifically designed (in different shapes) for guided wiring. Earth terminal in socket outlets or significant terminal in controls (e.g. common on the 2-way switch) with square holes and relief dot for easier identification.

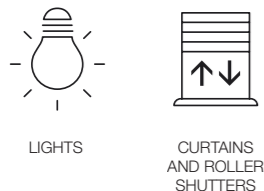


> **QUID - light and roller shutter control.**



For the centralised **control of lights and roller shutters** in traditional systems. Reliability, security and functionality.

- Innovative, silent relay for light control.
- Innovative electronic device for roller shutters.



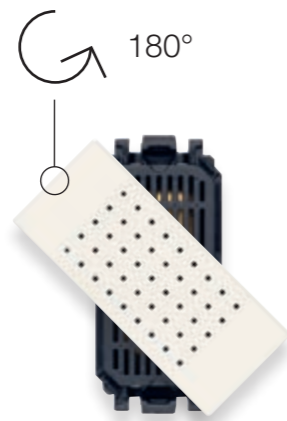
> **Ringtone/buzzer.**



Ringtone/buzzer available at 230 V or 12/24 V.

By turning the cover, you can switch from one function to the other thanks to a patented system.

- New product structure thanks to:
- depth reduced to just 35 mm;
 - operating stability 50-60 Hz.



PATENTED VIMAR

- **Ringtone/buzzer switching.** By turning the device cover, the function changes from ringtone to buzzer and vice versa.

> **Emergency light.**



Auxiliary emergency and controllable step marker lamp.

The new high efficiency LED lamp (100 - 240 V~ 50/60 Hz) has also been completely restyled to achieve a flat look and provide soft non-glaring lighting. This device is especially useful in the event of an emergency or power failure.


It is fitted with a non-replaceable rechargeable lithium ion battery with a range of 2.5 hours. It can be turned on by an IR control or 1-way switch for operation as a step light.

> **Removable torch.**



Removable hand lamp for auxiliary emergency and controllable step marker lamp.

Power outages won't mean being in the dark any more. Designed to achieve a flat look and provide soft non-glaring lighting, the removable hand lamp lights up immediately in the event of a power cut and it can be pulled out of the socket outlet. The lithium-ion battery guarantees a long product life. It can be turned on by an IR control or 1-way switch for operation as a step light.



Hand lamp extraction

> **Socket outlets with USB power supply units.**



A comprehensive range of power supply units with USB socket outlets in the following versions:

2.4 A A+C, 3 A C+C, C with a more powerful 30 W power supply unit and 3 A C integrated into P40 universal socket outlets. With their high-performing characteristics, and 30 W USB socket outlets, they offer Power Delivery fast charging of latest-generation devices with higher-performing batteries, such as smartphones, tablets and portable PCs.



USB C
30 W
2 modules

USB A+C
2.4 A
1 module

FAST CHARGE
USB C+C
3 A
1 module


Universal socket outlet
with USB C 3 A
2 modules



A range of carefully selected finishes, colours and materials.


In-depth research into interior design trends enabled Vimar to give rise to a balanced line-up of finishes and colours devised to accommodate the latest trends while anticipating future ones. Painsstaking care taken with the choice of materials for the cover plates, particularly for the zinc-titanium alloy cover plates to achieve PVD finishes with prestigious, eco-sustainable metallic effects.

An array of gentle, elegant hues and subtle contrasts for any setting. Shades of white, the natural appeal of canvas and the striking simplicity of black to design trendy, modern settings packed with personality.



Total Look

Impeccable coordination for an identity that stands out every time. Pure, bright white brings to mind simple, open spaces; canvas is a warm and natural hue while black draws its inspiration from mineral materials, for settings with a bold personality.



White




Canvas



Black

Reflex

Versatility and appeal thanks to the extremely realistic glass effect.



White Reflex



Canvas Reflex



Black Reflex

Painted technopolymers

The energy of simple and gleaming modernity.



Silver



Clay



Metal

PVD metals

Cover plates made in zinc-titanium alloy for high environmental performance PVD finishes that emphasise the metallic reflections of the material.



Brushed gold



Bronze



Satin finish stainless steel





Attention to detail to give rise to bespoke projects.

Highly customisable controls and cover plates to enhance the value of the project identity.

An extensive range of symbols are available, ideal for enhancing the value of accommodation facility designs in particular. Words and symbols are impeccably associated with cover plates and controls for a long-lasting result and an enhanced experience.



> **A distinctive illuminated mark** to identify the control in the dark. New LED in direct contact with the surface of the button.

> Lighting



> Windows



> Climate control



> **Static symbols** developed with laser engraving, for backlighting and entirely customisable thanks to an extensive library.

> Scenarios



> Hotels and Public buildings



2-module aligned control
with 2-module cover plate



1 and 2-module aligned controls
with 3-module cover plate




Two 2-module aligned controls
with 4-module cover plate

> **For even more sophisticated solutions, controls and functions.**

- The control switches can be painted in the same colour as the painted technopolymer cover plates: silver, clay and metal, for a total look effect.
- Take the opportunity to combine the module controls to expand the solutions to satisfy specific needs.

Dynamic with the XT platform
EXperience Technology.

> Makes your home naturally smarter.



User-friendly and dynamic.

> **Absolute flatness of controls.**

Innovative styling of the home automation system controls, extreme ease of use and ergonomic design across the entire surface.



> **Sensitive precision and delightful to touch.**

More enjoyable interaction experience thanks to the special surface and to the new activation mechanisms with **microswitch** featuring impeccable feedback: precision combined with silent operation



White

Canvas

Black

> **Innovative styling** with controls across the entire surface and proximity sensor to activate the device simply by tapping it; understated, flat design and extremely user-friendly.



> **Perfectly matching** styling between digital and electromechanical products.


Innovative, multi-functional ergonomics.



Large controls that can be activated across the entire surface

> **Modular and scalable to suit any need.**

The devices in the XT platform are scalable in time and extremely easy to use: from a simple control for lights and roller shutters, to temperature management, air quality and even the activation of scenarios to a home automation system that is always up-to-date and functional.



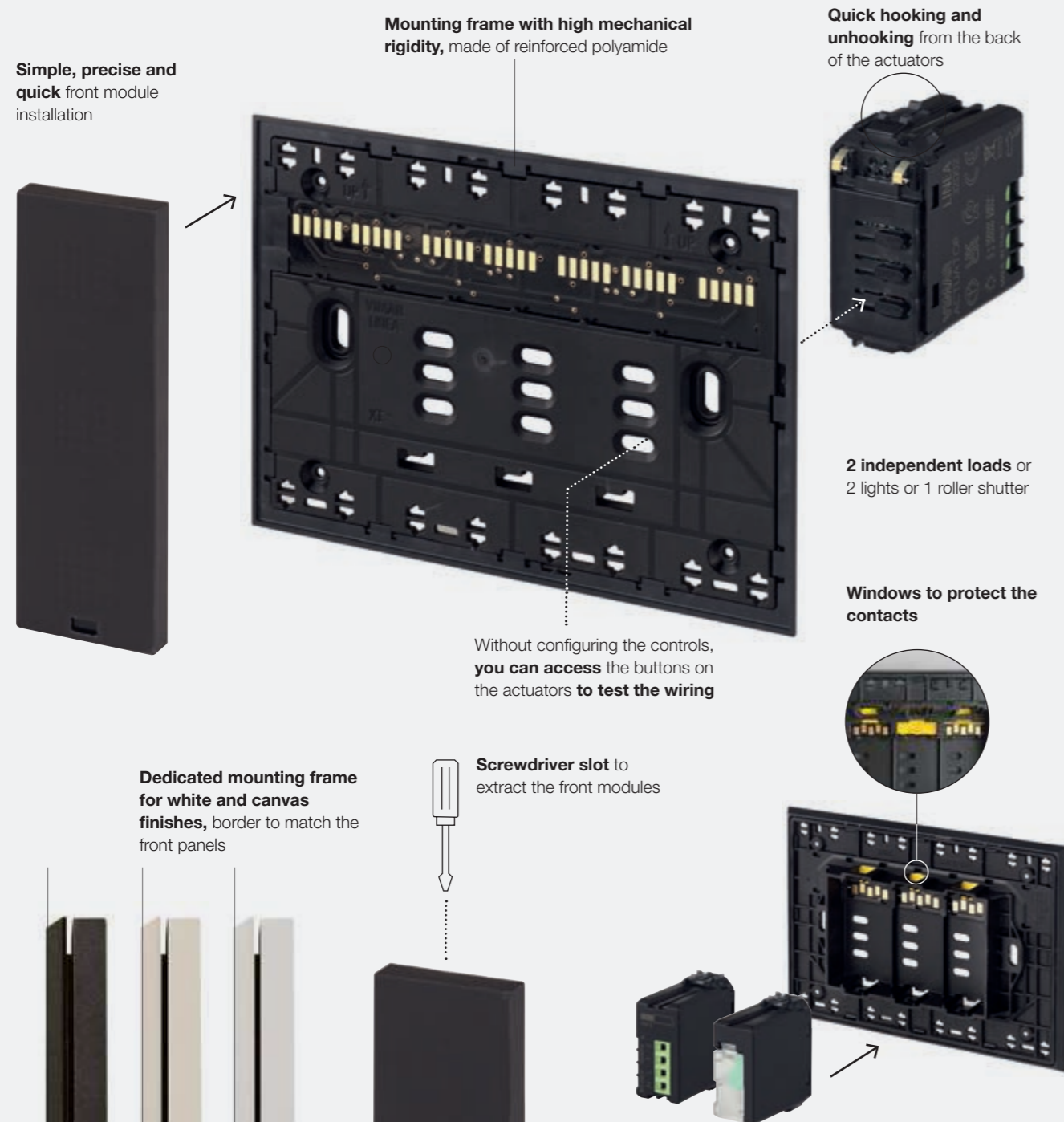
> **The dynamism of increasing functions** on the same control device is an advantage both during the installation phase and in renovations, and this is without masonry work.



> **Thanks to the proximity sensor,** the devices are activated as soon as they are touched

Extremely simple installation and module replacement.

The **slim support** is made of special materials with **high rigidity and strength**, also ideal for **mounting on plasterboard**. Devised to provide maximum grip once the device has been installed.



Possibility of housing between 2 and 4 modules in which 1 power supply node must be inserted and between 1 actuator node and 3 actuators for lights and roller shutters can be inserted.

Installation on masonry walls.




Installation on hollow walls (plasterboard).





Modular and expandable.

The XT platform is characterised by extensive scalability and expandability of controls. With a simple gesture, you can move the front to other control devices, without any wiring.




> Modular infrastructure:

- For 2-3-4 module mounting boxes.
- Interchangeable front controls with 2 or 4 presses/functions
- Possibility of 4 front controls on the 3-module mounting box (up to 16 activations).
- Double relay actuators (up to 4 loads per 3-module mounting box) hooking onto the back of the mounting frame and supplied via an innovative connection system.

> Many possibilities with the XT platform:

- Controls and thermostat and multisensor with air and humidity quality.
- Expansion and relocation of functions by simply swapping modules without dismantling the lighting device (also post-installation benefits).
- Matching styling between control devices and socket outlets.





Choosing between the **different types of controls** with the available XT platforms, you can easily compose and **configure** the 1-way switch ready for your needs.



Identity for your project.

To enhance each project, controls can be customised with a wide range of symbols to identify the function. The control symbols, text and pictograms can be customised in two ways: with laser-engraved graphic icons and with dynamic LED icons, for an efficient, immediate and user-friendly user experience.



> **Completely customisable** graphic icons with an extensive library of symbols.

> **Dynamic, customisable LED icons using the App.** Possibility of smart backlighting: white at various brightness levels. No symbol visible when the device is off.

> Lighting



> Windows



> Climate control



> Scenarios



> Hotels




> Completely programmable numbers



> Icons




> Animated icons



Customisation on black finish controls with Mylair labels; for white and canvas finishes, contact our sales network

Linea is designed to be sustainable.
Our commitment to the future.



Eco-packaging

All Linea packaging is fully recyclable. Product cases, enclosures and boxes are made of recycled cardboard or card, printed with water-based ink. The paper used is FSC certified, which guarantees it is sourced from responsibly managed forests. Some packaging is designed specifically with knockouts to speed up opening. Moreover, devices sold in multiple 5-piece packs, such as controls and socket outlets, can be separated into separate product cases or opened simultaneously by tearing off the bottom.

Finishing process for PVD (Physical Vapour Deposition) metal cover plates

Painstaking care taken with the choice of materials, including zinc-titanium alloy cover plates to achieve PVD finishes with prestigious, eco-sustainable metallic effects. One of the Linea series' many patents. The painting process only uses water-based or UV-reticulating paints for an extremely low solvent emission into the atmosphere.



The brand for renewable energy.

For the supervision and analysis of energy consumption levels in our plants, we have adopted the logic of smart metering. Our new logistics and production pole has been fitted with an open-circuit geothermal system, 3000 square metres of biodynamic cement panels, while the roof of the building has been planted with Sedum green affording greater thermal insulation and covered with 2,442 photovoltaic modules. These design choices show sustainability, architectural value and occupational comfort expressed to the full.

Products assessed according to the LCA approach

We assess the environmental performance of Vimar's high-turnover products according to the LCA (Life Cycle Assessment) approach, with respect to the international reference standards ISO 14040 and 14044.











PEP ecopassport®, we certify the results by obtaining the related EPDs (Environmental Product Declarations).

We design to be integrated with other players.

Products and green building rating systems: we create products that can contribute to the score of the most popular building sustainability protocols, such as LEED®, BREEAM®.

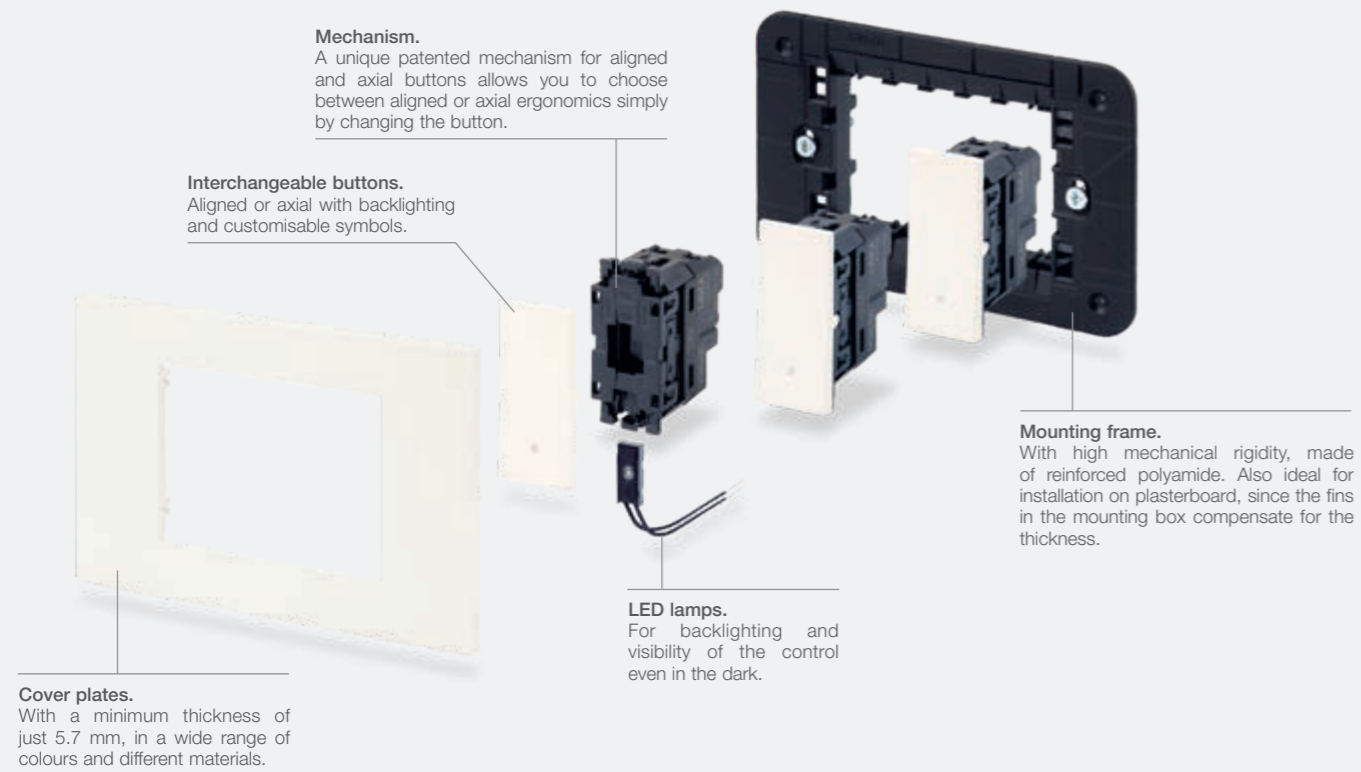


Index

Installation methods	50
Control devices	58
Power and signal socket outlets	65
Signalling, protection and detection	69
Climate control and solutions for hospitality	71
Smart home View Wireless  	 72
Smart automation: By-me Plus 	 77
Smart automation: By-me Plus - Linea with XT platform 	 86
Building automation: Well-contact Plus 	 90
By-alarm Plus: burglar alarm system	 95
Range of cover plates	102
Installation types and customisations	105

Installation methods

Controls



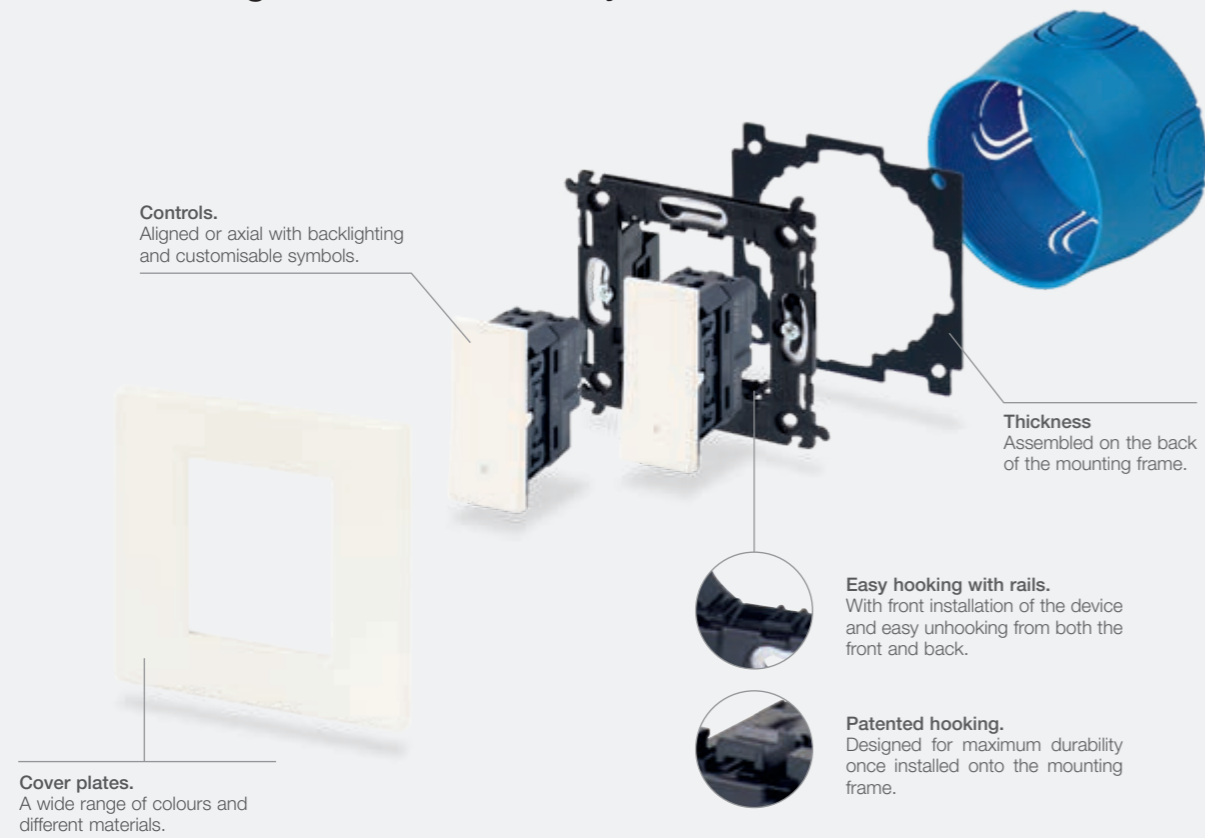
Other devices



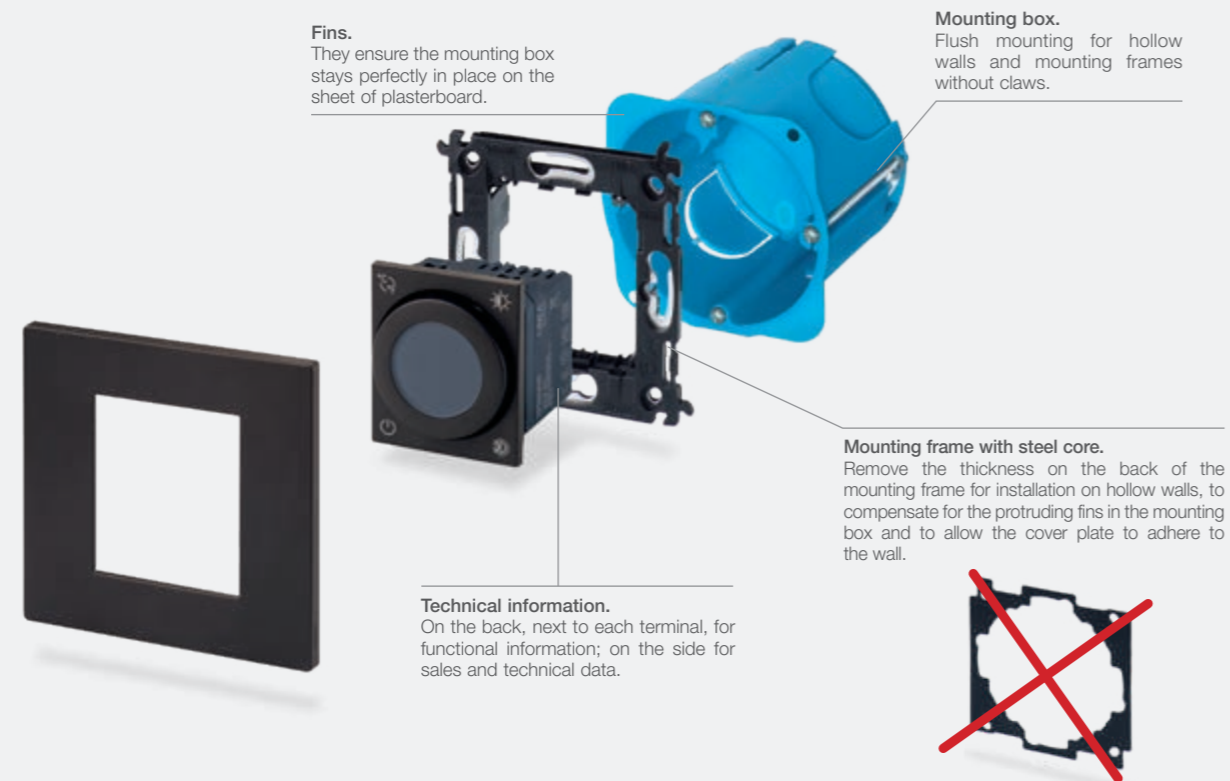
Composition	Boxes	Mounting frames	Devices	Cover plates
3 modules	 flush mounting for masonry walls flush mounting for hollow walls	 with screws	 1 and 2 modules 3 x 1 module 3 modules	 3 modules
4 modules	 flush mounting for masonry walls flush mounting for hollow walls	 with screws	 2x 1 and 2 modules 4 x 1 module 1 and 3 modules	 4 modules
7 modules	 flush mounting for masonry walls flush mounting for hollow walls	 with screws	 3 x 1 and 2 x 2 modules 7 x 1 module 2 x 2 modules and 3 modules	 7 modules
table mounting	 table mounting box	 with screws	 2 x 2 modules	 4 modules

Installation methods

Ø 60 mm mounting boxes for masonry walls



Ø 60 mm mounting boxes for hollow walls



Composition	Boxes	Mounting frames	Devices	Cover plates
<p>2 modules</p>	<p>flush mounting for masonry walls</p>	<p>2-modules with removable claws</p>	<p>1 module + 2 half blank modules</p>	<p>2 modules</p>
			<p>2 x 1 module</p>	
<p>2 modules</p>	<p>flush mounting for hollow walls and mounting frames without claws</p>	<p>2-modules without screws</p>	<p>2 modules</p>	
			<p>2 modules</p>	

Installation methods

Linea with XT platform

Installation on the back.
The power supply node of the devices and actuators should be installed on the back of the mounting frame.

Mounting frame.
With high mechanical rigidity, made of reinforced polyamide.

Front installation of modules.
Simple, precise and quick.

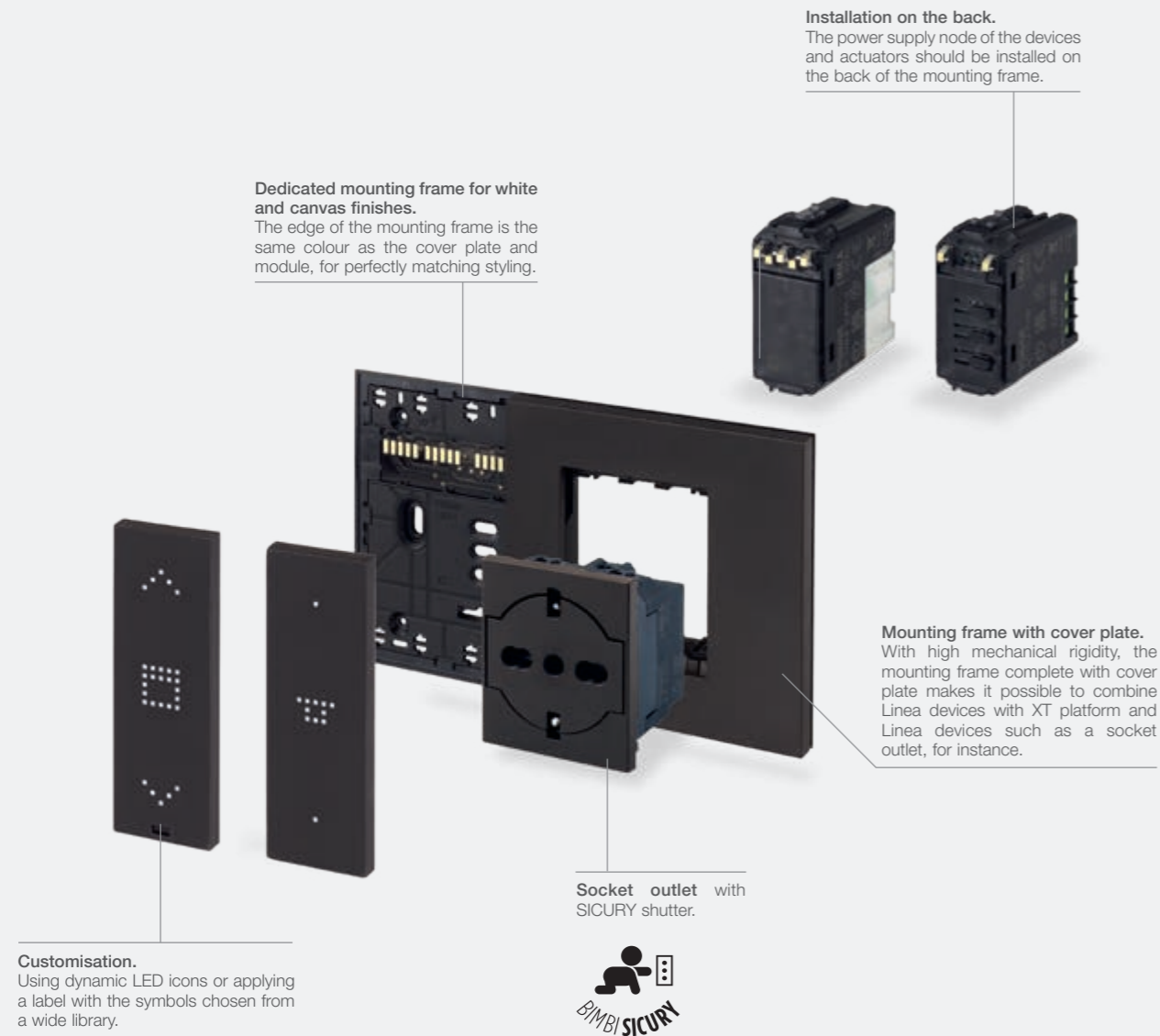
Proximity sensor.
Thanks to the proximity sensor, the devices are activated as soon as they are touched.

Customisation.
Using dynamic LED icons or applying a label with the symbols chosen from a wide library.

Composition	Boxes	Devices (back of mounting frame)	Mounting frames	Devices (front of mounting frame)
 2 modules	 flush mounting for hollow walls and mounting frames without claws	 1 power supply node 1 actuator	 without screws	 3 x 1 module 1 x 1 module and 1 x 2 modules
 3 modules	 flush mounting for masonry walls flush mounting for hollow walls	 1 power supply node 2 actuators	 with screws	 4 x 1 module 2 x 1 module and 1 x 2 modules 2 x 2 modules
 4 modules	 flush mounting for masonry walls flush mounting for hollow walls	 1 power supply node 3 actuators	 with screws	 5 x 1 module 3 x 1 module and 1 x 2 modules 1 x 1 module and 2 x 2 modules

Installation methods

Linea with XT platform and Linea



Composition	Boxes	Devices (back of mounting frame)	Mixed mounting frames (electrified and for Linea cover plate)	Devices (front of mounting frame)
<p>3 modules</p>	<p>flush mounting for masonry walls</p> <p>flush mounting for hollow walls</p>	<p>1 power supply node</p>	<p>with screws</p>	<p>XT platform: 1 x 1 module Linea: 2 x 1 module</p> <p>XT platform: 1 x 1 module Linea: 1 x 2 modules</p>
<p>4 modules</p>	<p>flush mounting for masonry walls</p> <p>flush mounting for hollow walls</p>	<p>1 power supply node</p> <p>1 actuator</p>	<p>with screws</p>	<p>XT platform: 2 x 1 module Linea: 2 x 1 module</p> <p>XT platform: 2 x 1 module Linea: 1 x 2 modules</p> <p>XT platform: 1 x 2 modules Linea: 1 x 2 modules</p>

Black	White	Canvas
Blank modules and cable outlets		
▲30040.G Half blank module. Depth: 8,6 mm ▲30041.G Blank module. Depth: 9,2 mm ▲30044.G Cable outlet. Depth: 24,7 mm	▲30040.B Half blank module. Depth: 8,6 mm ▲30041.B Blank module. Depth: 9,2 mm ▲30044.B Cable outlet. Depth: 24,7 mm	▲30040.C Half blank module. Depth: 8,6 mm ▲30041.M Blank module. Depth: 9,2 mm ▲30044.C Cable outlet. Depth: 24,7 mm
Aligned 1P 250 V~ 1-way switches (lightable°)		
▲30000.G 10 AX. Depth: 31,8 mm ▲30000.2G 10 AX. - 2 modules Depth: 32,3 mm	▲30000.B 10 AX. Depth: 31,8 mm ▲30000.2B 10 AX. - 2 modules Depth: 32,3 mm	▲30000.C 10 AX. Depth: 31,8 mm ▲30000.2C 10 AX. - 2 modules Depth: 32,3 mm
Aligned 1P 250 V~ 2-way switches (lightable°)		
▲30004.G 10 AX. Depth: 31,8 mm ▲30004.2G 10 AX. - 2 modules Depth: 32,3 mm	▲30004.B 10 AX. Depth: 31,8 mm ▲30004.2B 10 AX. - 2 modules Depth: 32,3 mm	▲30004.C 10 AX. Depth: 31,8 mm ▲30004.2C 10 AX. - 2 modules Depth: 32,3 mm
Aligned 1P 250 V~ reversing switches (lightable°)		
▲30012.G 10 AX. Depth: 35,5 mm ▲30012.2G 10 AX. - 2 modules Depth: 36 mm	▲30012.B 10 AX. Depth: 35,5 mm ▲30012.2B 10 AX. - 2 modules Depth: 36 mm	▲30012.C 10 AX. Depth: 35,5 mm ▲30012.2C 10 AX. - 2 modules Depth: 36 mm
Aligned 1P NO 250 V~ push buttons (lightable°)		
▲30008.G 10 A. Depth: 31,8 mm ▲30008.2G 10 A. - 2 modules Depth: 32,3 mm	▲30008.B 10 A. Depth: 31,8 mm ▲30008.2B 10 A. - 2 modules Depth: 32,3 mm	▲30008.C 10 A. Depth: 31,8 mm ▲30008.2C 10 A. - 2 modules Depth: 32,3 mm
Axial 1P 1-way switches 250 V~ (lightable°)		
▲30000A.G 10 AX. Depth: 31,8 mm ▲30000A.2G 10 AX. - 2 modules Depth: 32,3 mm	▲30000A.B 10 AX. Depth: 31,8 mm ▲30000A.2B 10 AX. - 2 modules Depth: 32,3 mm	▲30000A.C 10 AX. Depth: 31,8 mm ▲30000A.2C 10 AX. - 2 modules Depth: 32,3 mm

° Not to be used in European Countries ▲ New article Δ Available until stocks last

Black	White	Canvas					
Axial 1P 2-way switches 250 V~ (lightable°)							
▲30004A.G 10 AX. Depth: 31,8 mm ▲30004A.2G 10 AX. - 2 modules Depth: 32,3 mm	▲30004A.B 10 AX. Depth: 31,8 mm ▲30004A.2B 10 AX. - 2 modules Depth: 32,3 mm	▲30004A.C 10 AX. Depth: 31,8 mm ▲30004A.2C 10 AX. - 2 modules Depth: 32,3 mm					
Axial 1P reversing switches 250 V~ (lightable°)							
▲30012A.G 10 AX. Depth: 35,5 mm ▲30012A.2G 10 AX. - 2 modules Depth: 36 mm	▲30012A.B 10 AX. Depth: 35,5 mm ▲30012A.2B 10 AX. - 2 modules Depth: 36 mm	▲30012A.C 10 AX. Depth: 35,5 mm ▲30012A.2C 10 AX. - 2 modules Depth: 36 mm					
Axial 1P NO push buttons 250 V~ (lightable°)							
▲30008A.G 10 A. Depth: 31,8 mm ▲30008A.2G 10 A. - 2 modules Depth: 32,3 mm	▲30008A.B 10 A. Depth: 31,8 mm ▲30008A.2B 10 A. - 2 modules Depth: 32,3 mm	▲30008A.C 10 A. Depth: 31,8 mm ▲30008A.2C 10 A. - 2 modules Depth: 32,3 mm					
Lightable mechanisms for aligned and axial 250 V~ buttons (common devices for the three versions)							
▲30000 1P 10 AX 1-way switch. Depth: 31,8 mm	▲30000.2 1P 10 AX 1-way switch. - 2 modules Depth: 31,8 mm	▲30004 2P 10 AX 1-way switch. Depth: 31,8 mm	▲30004.2 2P 10 AX 1-way switch. - 2 modules Depth: 31,8 mm	▲30012 1P 10 AX reversing switch. Depth: 35,5 mm	▲30012.2 1P 10 AX reversing switch. - 2 modules Depth: 35,5 mm	▲30008 1P NO 10 A push button. Depth: 31,8 mm	▲30008.2 1P NO 10 A push button. - 2 modules Depth: 31,8 mm
Mounting and removing the aligned button from the mechanism							
Mounting and removing the axial button from the mechanism							

° Lamps and signalling units, page 71

Black	White	Canvas
-------	-------	--------

1-module aligned interchangeable buttons for control mechanisms (lightable°)

▲31000.G No symbol	▲31000S.G Vertical light beam	▲31000.CG Bell symbol	▲31000.B No symbol	▲31000S.B Vertical light beam	▲31000.CB Bell symbol	▲31000.C No symbol	▲31000S.C Vertical light beam	▲31000.CC Bell symbol
▲31000.LG Light symbol	▲31000.PG Key symbol	▲31000.DG With lighttable and customisable diffuser	▲31000.LB Light symbol	▲31000.PB Key symbol	▲31000.DB With lighttable and customisable diffuser	▲31000.LC Light symbol	▲31000.PC Key symbol	▲31000.DC With lighttable and customisable diffuser

2-module aligned interchangeable buttons for control mechanisms (lightable°)

▲31000.2G No symbol	▲31000S.2G Vertical light beam	▲31000.2CG Bell symbol	▲31000.2B No symbol	▲31000S.2B Vertical light beam	▲31000.2CB Bell symbol	▲31000.2C No symbol	▲31000S.2C Vertical light beam	▲31000.2CC Bell symbol
▲31000.2LG Light symbol	▲31000.2PG Key symbol	▲31000.2DG With lighttable and customisable diffuser	▲31000.2LB Light symbol	▲31000.2PB Key symbol	▲31000.2DB With lighttable and customisable diffuser	▲31000.2LC Light symbol	▲31000.2PC Key symbol	▲31000.2DC With lighttable and customisable diffuser

1-module axial interchangeable buttons for control mechanisms (lightable°)

▲31000A.G No symbol	▲31000A.CG Bell symbol	▲31000A.LG Light symbol	▲31000A.B No symbol	▲31000A.CB Bell symbol	▲31000A.LB Light symbol	▲31000A.C No symbol	▲31000A.CC Bell symbol	▲31000A.LC Light symbol
▲31000A.PG Key symbol	▲31000A.DG With lighttable and customisable diffuser	▲31000A.PB Key symbol	▲31000A.DB With lighttable and customisable diffuser	▲31000A.PC Key symbol	▲31000A.DC With lighttable and customisable diffuser			

Black	White	Canvas
-------	-------	--------

2-module axial interchangeable buttons for control mechanisms (lightable°)

▲31000A.2G No symbol	▲31000A.2CG Bell symbol	▲31000A.2LG Light symbol	▲31000A.2B No symbol	▲31000A.2CB Bell symbol	▲31000A.2LB Light symbol	▲31000A.2C No symbol	▲31000A.2CC Bell symbol	▲31000A.2LC Light symbol
▲31000A.2PG Key symbol	▲31000A.2DG With lighttable and customisable diffuser	▲31000A.2PB Key symbol	▲31000A.2DB With lighttable and customisable diffuser	▲31000A.2PC Key symbol	▲31000A.2DC With lighttable and customisable diffuser			

Traditional 1P 250 V~ 1-way rocker switches (lightable°)

▲30020.G 10 AX. Depth: 23,5 mm	▲30020.B 10 AX. Depth: 23,5 mm	▲30020.C 10 AX. Depth: 23,5 mm
---	---	---

Traditional 1P 250 V~ 2-way rocker switches (lightable°)

▲30024.G 10 AX. Depth: 23,5 mm	▲30024.B 10 AX. Depth: 23,5 mm	▲30024.C 10 AX. Depth: 23,5 mm
---	---	---

Traditional 1P 250 V~ reversing rocker switches (with white 110-250 V LED lighting as standard)

▲30012.G 10 AX. Depth: 27,2 mm	▲30012.B 10 AX. Depth: 27,2 mm	▲30012.C 10 AX. Depth: 27,2 mm
---	---	---

Black	White	Canvas
-------	-------	--------

250 V~ NO-NC change-over 1P push buttons (lightable*)

<p>▲30010.G 10 A. Depth: 31,8 mm</p>	<p>▲30010.B 10 A. Depth: 31,8 mm</p>	<p>▲30010.C 10 A. Depth: 31,8 mm</p>
--	--	--

Quid - Magnetic relay module for lighting (backfit)

<p>03991 ON/OFF sequence pulse relay module, 1 input for NO push button, 1 NO 10 A 220-240 V~ 50/60 Hz relay output, for backfit</p>	<p>03992 ON/OFF sequence pulse relay module, 1 input for NO push button, 1 input for reset push button, 1 NO 10 A 220-240 V~ 50/60 Hz relay output, luminous signalling of load status, for backfit</p>	<p>03993 ON/OFF sequence pulse relay module, 1 input for NO push button, 2 NO 10 A 220-240 V~ 50/60 Hz sequence relay outputs, for backfit</p>
<p>▲00945.G LED signalling unit for aligned and axial controls, for Quid pulse relay module with pulse control push buttons 03992, green</p>		

Dimmers**

<p>▲30135.G Universal. Depth: 43 mm</p>	<p>▲30135.B Universal. Depth: 43 mm</p>	<p>▲30135.C Universal. Depth: 43 mm</p>
<p>▲30135.120G As above, 120 V~</p>	<p>▲30135.120B As above, 120 V~</p>	<p>▲30135.120C As above, 120 V~</p>

Infrared switches

<p>▲30181.G Lighting switch, NO 6 A relay output, 220-240 V~ 50/60 Hz Depth: 41 mm</p>	<p>▲30181.120G Lighting switch, NO 6 A relay output, 120 V~ 50/60 Hz Depth: 41 mm</p>	<p>▲30181.B Lighting switch, NO 6 A relay output, 220-240 V~ 50/60 Hz Depth: 41 mm</p>	<p>▲30181.120B Lighting switch, NO 6 A relay output, 120 V~ 50/60 Hz Depth: 41 mm</p>	<p>▲30181.C Lighting switch, NO 6 A relay output, 220-240 V~ 50/60 Hz Depth: 41 mm</p>	<p>▲30181.120C Lighting switch, NO 6 A relay output, 120 V~ 50/60 Hz Depth: 41 mm</p>
--	---	--	---	--	---



20690
Lighting switch, 2000 W incandescent lamps, CFL 10-1000 W, LED 100 W, 220-240 V~ 50/60 Hz, ceiling mounting

Black	White	Canvas
-------	-------	--------

2P 250 V~ 1-way rocker switches (lightable*)

<p>▲30016.G 20 AX. Depth: 30,4 mm</p>	<p>▲30016.B 20 AX. Depth: 30,4 mm</p>	<p>▲30016.C 20 AX. Depth: 30,4 mm</p>
---	---	---

1P special switches 250 V~

<p>▲30050 1P NO 10 A push button, luminous name plate, for LED signalling unit LED 00935... and 00936... (not supplied) - 2 modules. Depth: 26,5 mm</p>

<p>▲30054.G NO-NC 10A change-over 1P push button with pull-cord Depth: 23,5 mm</p>	<p>▲30054.B NO-NC 10A change-over 1P push button with pull-cord Depth: 23,5 mm</p>	<p>▲30054.C NO-NC 10A change-over 1P push button with pull-cord Depth: 23,5 mm</p>
--	--	--

1P NO 10 A push buttons 250 V~

<p>▲30066.G Two NO 10 A, independents. Depth: 24,2 mm</p>	<p>▲30066.B Two NO 10 A, independents. Depth: 24,2 mm</p>	<p>▲30066.C Two NO 10 A, independents. Depth: 24,2 mm</p>
---	---	---

250 V~ controls with direction arrows

<p>▲30060.G 1P 10 AX 2-way switch, OFF-central. Depth: 25,2 mm</p>	<p>▲30061.G 2P 10 AX 2-way switch, OFF-central. Depth: 35,8 mm</p>	<p>▲30062.G 2 1P NO 10 A push buttons, interlocked. Depth: 24,2 mm</p>	<p>▲30060.B 1P 10 AX 2-way switch, OFF-central. Depth: 25,2 mm</p>	<p>▲30061.B 2P 10 AX 2-way switch, OFF-central. Depth: 35,8 mm</p>	<p>▲30062.B 2 1P NO 10 A push buttons, interlocked. Depth: 24,2 mm</p>	<p>▲30060.C 1P 10 AX 2-way switch, OFF-central. Depth: 25,2 mm</p>	<p>▲30061.C 2P 10 AX 2-way switch, OFF-central. Depth: 35,8 mm</p>	<p>▲30062.C 2 1P NO 10 A push buttons, interlocked. Depth: 24,2 mm</p>
--	--	--	--	--	--	--	--	--

Black	White	Canvas
-------	-------	--------

Quid - Electronic 2-way switch for roller shutter



▲30196.G
Slat orientation, with relay outputs for cosφ 0,6 motor 2 A 220-240 V~ 50/60 Hz, position saving. Depth: 41,5 mm



▲30196.B
Slat orientation, with relay outputs for cosφ 0,6 motor 2 A 220-240 V~ 50/60 Hz, position saving. Depth: 41,5 mm



▲30196.C
Slat orientation, with relay outputs for cosφ 0,6 motor 2 A 220-240 V~ 50/60 Hz, position saving. Depth: 41,5 mm

Quid - Electronic relay module and control unit module for roller shutters (backfit)



03996
Centralizable relay module, slat orientation, with relay outputs for cosφ 0,6 motor 2 A 220-240 V~ 50/60 Hz, position saving, for backfit or junction boxes installation



03997
control unit module, 2 inputs for NO push button, 6 outputs for Quid roller shutter relay module (03996), 220-240 V~ 50/60 Hz power supply, for backfit or junction boxes installation


Radiofrequency smart devices



01796.2
Multi-function actuator with relay output NO 10 A 230 V~ programmable with switch function for local control, transferable local input as ON/OFF control for other EnOcean® actuators, 230 V~ 50/60 Hz power supply




▲30502
4-button flat device with RF transmission, 868 MHz, EnOcean® standard, to be completed with buttons 31506+31506.2 - 2 modules



▲30504
4-button flat device with RF transmission, 2.4 GHz, Bluetooth® Low Energy wireless technology, to be completed with buttons 31506+31506.2 - 2 modules

Compatible with
CASAMBI
XICATO
Compatible with
View Wireless system



▲30506
4-button flat device with RF transmission, 2.4 GHz, Zigbee Green Power and Friends of Hue standard, to be completed with buttons 19506 31506+31506.2 - 2 modules




▲31506.G
Pair of 1-module buttons for RF devices, customizable



▲31506.2G
2-module button for RF devices, customizable



▲31506.B
Pair of 1-module buttons for RF devices, customizable




▲31506.2B
2-module button for RF devices, customizable




▲31506.C
Pair of 1-module buttons for RF devices, customizable



▲31506.2C
2-module button for RF devices, customizable



▲30507.G
Frame for RF devices surface mounting, for 2 modules cover plates



▲30507.B
Frame for RF devices surface mounting, for 2 modules cover plates

Black	White	Canvas
-------	-------	--------

SICURY 2P+E Italian standard socket outlets 250 V~



▲30201.G
10 A, P11. Depth: 28,1 mm



▲30203.G
Bpresa 16 A, P17/11. Depth: 28,1 mm



▲30201.B
10 A, P11. Depth: 28,1 mm



▲30203.B
Bpresa 16 A, P17/11. Depth: 28,1 mm



▲30201.C
10 A, P11. Depth: 28,1 mm



▲30203.C
Bpresa 16 A, P17/11. Depth: 28,1 mm



▲30211.G
16 A universal flush-fitting socket outlet, P40 - 2 modules. Depth: 30,4 mm



▲30210.G
16 A, P40, universal - 2 modules. Depth: 30,4 mm



▲30211.B
16 A universal flush-fitting socket outlet, P40 - 2 modules. Depth: 30,4 mm



▲30210.B
16 A, P40, universal - 2 modules. Depth: 30,4 mm



▲30211.C
16 A universal flush-fitting socket outlet, P40 - 2 modules. Depth: 30,4 mm



▲30210.C
16 A, P40, universal - 2 modules. Depth: 30,4 mm

SICURY 2P+E socket outlets 250 V~ (for dedicated supply lines)



▲30203.R
Bpresa 16 A, P17/11, red. Depth: 28,1 mm



▲30210.R
16 A, P40, universal, red - 2 modules. Depth: 30,4 mm

Socket outlets 250 V~ - German standard



▲30208.G
SICURY 2P+E 16 A, German - 2 modules. Depth: 33,4 mm



▲30208.B
SICURY 2P+E 16 A, German - 2 modules. Depth: 33,4 mm



▲30208.C
SICURY 2P+E 16 A, German - 2 modules. Depth: 33,4 mm

Socket outlets 250 V~ - French standard



▲30212.G
SICURY 2P+E 16 A, French - 2 modules. Depth: 30,4 mm



▲30212.B
SICURY 2P+E 16 A, French - 2 modules. Depth: 30,4 mm



▲30212.C
SICURY 2P+E 16 A, French - 2 modules. Depth: 30,4 mm

Socket outlets 250 V~ - Israeli standard



▲30240.G
SICURY 2P+E 16 A, Israeli - 2 modules. Depth: 34,6 mm



▲30240.B
SICURY 2P+E 16 A, Israeli - 2 modules. Depth: 34,6 mm



▲30240.C
SICURY 2P+E 16 A, Israeli - 2 modules. Depth: 34,6 mm

Socket outlets

Black	White	Canvas
-------	-------	--------

127 V~ American standard socket outlets

<p>▲30242.G SICURY 2P+E 15 A, USA. Depth: 31,8 mm</p>	<p>▲30243.G Two SICURY 2P+E 15 A, USA - 3 modules. Depth: 30,5 mm</p>	<p>▲30242.B SICURY 2P+E 15 A, USA. Depth: 31,8 mm</p>	<p>▲30243.B Two SICURY 2P+E 15 A, USA - 3 modules. Depth: 30,5 mm</p>	<p>▲30242.C SICURY 2P+E 15 A, USA. Depth: 31,8 mm</p>	<p>▲30243.C Two SICURY 2P+E 15 A, USA - 3 modules. Depth: 30,5 mm</p>
<p>▲30296.G Two 2P+T 15 A American standard socket outlets with Ground Fault Circuit Interrupter (GFCI) - 3 modules. Depth: 33,6 mm</p>	<p>▲30296.B Two 2P+T 15 A American standard socket outlets with Ground Fault Circuit Interrupter (GFCI) - 3 modules. Depth: 33,6 mm</p>	<p>▲30296.C Two 2P+T 15 A American standard socket outlets with Ground Fault Circuit Interrupter (GFCI) - 3 modules. Depth: 33,6 mm</p>			

SICURY socket outlets 250 V~ - Euro-American standard

<p>▲30234.G SICURY 2P 15 A, Euro-American (ø 4,8 mm). Depth: 29,3 mm</p>	<p>▲30248.G SICURY 2P+E 16 A, Euro-American - 2 modules. Depth: 30,1 mm</p>	<p>▲30234.B SICURY 2P 15 A, Euro-American (ø 4,8 mm). Depth: 29,3 mm</p>	<p>▲30248.B SICURY 2P+E 16 A, Euro-American - 2 modules. Depth: 30,1 mm</p>	<p>▲30234.C SICURY 2P 15 A, Euro-American (ø 4,8 mm). Depth: 29,3 mm</p>	<p>▲30248.C SICURY 2P+E 16 A, Euro-American - 2 modules. Depth: 30,1 mm</p>
<p>▲30249.G Two SICURY 2P+E 16 A, Euro-American - 3 modules. Depth: 28,6 mm</p>	<p>▲30249.B Two SICURY 2P+E 16 A, Euro-American - 3 modules. Depth: 28,6 mm</p>	<p>▲30249.C Two SICURY 2P+E 16 A, Euro-American - 3 modules. Depth: 28,6 mm</p>			

250 V~ Thai standard socket outlets

<p>▲30248.THG SICURY 2P+T 16 A, Thai standard - 2 modules. Depth: 30,1 mm</p>	<p>▲30249.THG Two SICURY 2P+T 16 A, Thai standard - 3 modules. Depth: 28,6 mm</p>	<p>▲30248.THB SICURY 2P+T 16 A, Thai standard - 2 modules. Depth: 30,1 mm</p>	<p>▲30249.THB Two 2P+T 16 A, Thai standard - 3 modules. Depth: 28,6 mm</p>	<p>▲30248.THC SICURY 2P+T 16 A, Thai standard - 2 modules. Depth: 30,1 mm</p>	<p>▲30249.THC Two 2P+T 16 A, Thai standard - 3 modules. Depth: 28,6 mm</p>
---	---	---	--	---	--

Socket outlets

Black	White	Canvas
-------	-------	--------

Socket outlets 250 V~ - Multistandard

<p>▲30257.G SICURY 2P+T 13 A multistandard - 2 modules. Depth: 22,7 mm</p>	<p>▲30257.B SICURY 2P+T 13 A multistandard - 2 modules. Depth: 22,7 mm</p>	<p>▲30257.C SICURY 2P+T 13 A multistandard - 2 modules. Depth: 22,7 mm</p>
--	--	--

Shaver supply units

<p>▲30290.G 230 V~ 50/60 Hz, with 20 VA isolating transformer, 230 V~ and 120 V~ outputs - 3 modules. Depth: 46,3 mm</p>	<p>▲30290.B 230 V~ 50/60 Hz, with 20 VA isolating transformer, 230 V~ and 120 V~ outputs - 3 modules. Depth: 46,3 mm</p>	<p>▲30290.C 230 V~ 50/60 Hz, with 20 VA isolating transformer, 230 V~ and 120 V~ outputs - 3 modules. Depth: 46,3 mm</p>
--	--	--

250 V~ Italian standard socket outlets with USB power supply units

<p>▲30210.USBG SICURY 2P+E 16 A universal, 1 USB C 5 V 3 A - 2 modules. Depth: 46,7 mm</p>	<p>▲30210.USBB SICURY 2P+E 16 A universal, 1 USB C 5 V 3 A - 2 modules. Depth: 46,7 mm</p>	<p>▲30210.USBC SICURY 2P+E 16 A universal, 1 USB C 5 V 3 A - 2 modules. Depth: 46,7 mm</p>
--	--	--

USB supply unit

<p>▲30292.ACG 5 V 2,4 A, USB A+C, 120-240 V~ 50/60 Hz. Depth: 41 mm</p>	<p>▲30292.CCG 5 V 3 A, 2 USB C for total of 3 A, 120-240 V~ 50/60 Hz. Depth: 41 mm</p>	<p>▲30292.ACB 5 V 2,4 A, USB A+C, 120-240 V~ 50/60 Hz. Depth: 41 mm</p>	<p>▲30292.CCB 5 V 3 A, 2 USB C for total of 3 A, 120-240 V~ 50/60 Hz. Depth: 41 mm</p>	<p>▲30292.ACC 5 V 2,4 A, USB A+C, 120-240 V~ 50/60 Hz. Depth: 41 mm</p>	<p>▲30292.CCC 5 V 3 A, 2 USB C for total of 3 A, 120-240 V~ 50/60 Hz. Depth: 41 mm</p>
<p>▲30298.G 30 W, USB C, 120-240 V~ 50/60 Hz. Depth: 35,2 mm</p>	<p>▲30298.B 30 W, USB C, 120-240 V~ 50/60 Hz. Depth: 35,2 mm</p>	<p>▲30298.C 30 W, USB C, 120-240 V~ 50/60 Hz. Depth: 35,2 mm</p>			










Signal reception socket outlets

Black	White	Canvas
-------	-------	--------




Special socket outlets

 <p>▲30346.HG HDMI, Keystone connection, 90° cable. Depth: 33,7 mm</p>	 <p>▲30346.HB HDMI, Keystone connection, 90° cable. Depth: 33,7 mm</p>	 <p>▲30346.HC HDMI, Keystone connection, 90° cable. Depth: 33,7 mm</p>
---	--	---

Coaxial TV-RD-SAT 5-2400 MHz socket outlets

 <p>▲30300.01G Single connection, with male output, 1 dB. Depth: 26,4 mm</p>	 <p>▲30300.10G Feed-through, with male output, 10 dB. Depth: 26,2 mm</p>	 <p>▲30302.01G Single connection, demixed, with male and type F female outputs, 1 dB. Depth: 26,4 mm</p>	 <p>▲30300.01B Single connection, with male output, 1 dB. Depth: 26,4 mm</p>	 <p>▲30300.10B Feed-through, with male output, 10 dB. Depth: 26,2 mm</p>	 <p>▲30302.01B Single connection, demixed, with male and type F female outputs, 1 dB. Depth: 26,4 mm</p>	 <p>▲30300.01C Single connection, with male output, 1 dB. Depth: 26,4 mm</p>	 <p>▲30300.10C Feed-through, with male output, 10 dB. Depth: 26,2 mm</p>	 <p>▲30302.01C Single connection, demixed, with male and type F female outputs, 1 dB. Depth: 26,4 mm</p>
---	--	--	--	--	--	---	--	--


F-type socket outlets

 <p>▲30318.G With F type female connector. Depth: 14,1 mm</p>	 <p>▲30318.B With F type female connector. Depth: 14,1 mm</p>	 <p>▲30318.C With F type female connector. Depth: 14,1 mm</p>
--	---	--

Terminal resistor and coaxial TV-RD-SAT 2400 MHz connectors

 <p>16330 Z 75 Ω, for frequencies up to 2400 MHz</p>	 <p>01644 Male, axial cable entry</p>	 <p>01645 Female, axial cable entry</p>	 <p>01634 Male, 90°-cable entry</p>	 <p>01635 Female, 90°-cable entry</p>	 <p>01654 Male F-type, for RG59 cable</p>
---	---	---	---	---	---







Phone jack

 <p>▲30320.G RJ11, 6-position, 4-contact (6/4). Depth: 22,7 mm</p>	 <p>▲30320.B RJ11, 6-position, 4-contact (6/4). Depth: 22,7 mm</p>	 <p>▲30320.C RJ11, 6-position, 4-contact (6/4). Depth: 22,7 mm</p>
---	--	---













Signal reception socket outlets • Signalling

Black	White	Canvas
-------	-------	--------




RJ45 data ports

 <p>▲30339.13G Netsafe, Cat. 6, UTP. Depth: 36,5 mm</p>	 <p>▲30339.16G Netsafe, Cat. 6a, FTP. Depth: 36,4 mm</p>	 <p>▲30339.13B Netsafe, Cat. 6, UTP. Depth: 36,5 mm</p>	 <p>▲30339.16B Netsafe, Cat. 6a, FTP. Depth: 36,4 mm</p>	 <p>▲30339.13C Netsafe, Cat. 6, UTP. Depth: 36,5 mm</p>	 <p>▲30339.16C Netsafe, Cat. 6a, FTP. Depth: 36,4 mm</p>
---	--	---	--	---	--










Adapters for data ports

 <p>▲30338.CG RJ45, Cat. 5/6 AMP, Lucent T. Depth: 14,1 mm</p>	 <p>▲30339.CG RJ45, Keystone + cover. Depth: 9,5 mm</p>	 <p>▲30338.CB RJ45, Cat. 5/6 AMP, Lucent T. Depth: 14,1 mm</p>	 <p>▲30339.CB RJ45, Keystone + cover. Depth: 9,5 mm</p>	 <p>▲30338.CC RJ45, Cat. 5/6 AMP, Lucent T. Depth: 14,1 mm</p>	 <p>▲30339.CC RJ45, Keystone + cover. Depth: 9,5 mm</p>
 <p>▲30340.CG MINI-COM Panduit. Depth: 14,1 mm</p>	 <p>▲30341.CG Cat. 5e and 6 Slim of Infra+, Merlin Gerin. Depth: 14,1 mm</p>	 <p>▲30340.CB MINI-COM Panduit. Depth: 14,1 mm</p>	 <p>▲30341.CB Cat. 5e and 6 Slim of Infra+, Merlin Gerin. Depth: 14,1 mm</p>	 <p>▲30340.CC MINI-COM Panduit. Depth: 14,1 mm</p>	 <p>▲30341.CC Cat. 5e and 6 Slim of Infra+, Merlin Gerin. Depth: 14,1 mm</p>

Wi-Fi access point

 <p>▲30195.G 72,2 Mb/s with 2 LAN 10-100 Mb/s ports, ON/OFF inputs for remote control, 220-240 V~ 50/60 Hz - 2 modules. Depth: 44,4 mm</p>	 <p>▲30195.B 72,2 Mb/s with 2 LAN 10-100 Mb/s ports, ON/OFF inputs for remote control, 220-240 V~ 50/60 Hz - 2 modules. Depth: 44,4 mm</p>	 <p>▲30195.C 72,2 Mb/s with 2 LAN 10-100 Mb/s ports, ON/OFF inputs for remote control, 220-240 V~ 50/60 Hz - 2 modules. Depth: 44,4 mm</p>
--	--	--

Ringtones and buzzers

 <p>▲30370.G 12 V~ (SELV) 50/60 Hz. Depth: 35,1 mm</p>	 <p>▲30372.G 120 V~ 50/60 Hz. Depth: 35,1 mm</p>	 <p>▲30373.G 230 V~ 50/60 Hz. Depth: 35,1 mm</p>	 <p>▲30370.B 12 V~ (SELV) 50/60 Hz. Depth: 35,1 mm</p>	 <p>▲30372.B 120 V~ 50/60 Hz. Depth: 35,1 mm</p>	 <p>▲30373.B 230 V~ 50/60 Hz. Depth: 35,1 mm</p>	 <p>▲30370.C 12 V~ (SELV) 50/60 Hz. Depth: 35,1 mm</p>	 <p>▲30372.C 120 V~ 50/60 Hz. Depth: 35,1 mm</p>	 <p>▲30373.C 230 V~ 50/60 Hz. Depth: 35,1 mm</p>
--	--	--	--	--	--	--	--	--

Black	White	Canvas
-------	-------	--------

Luminous indicator units

<p>▲30386.G Single, neutral diffuser. Depth: 21,1 mm</p>	<p>▲30388.G Doble, neutral diffusers. Depth: 21,1 mm</p>	<p>▲30386.B Single, neutral diffuser. Depth: 21,1 mm</p>	<p>▲30388.B Doble, neutral diffusers. Depth: 21,1 mm</p>	<p>▲30386.C Single, neutral diffuser. Depth: 21,1 mm</p>	<p>▲30388.C Doble, neutral diffusers. Depth: 21,1 mm</p>
--	--	--	--	--	--

Removable hand lamp and auxiliary emergency and step marker lamp

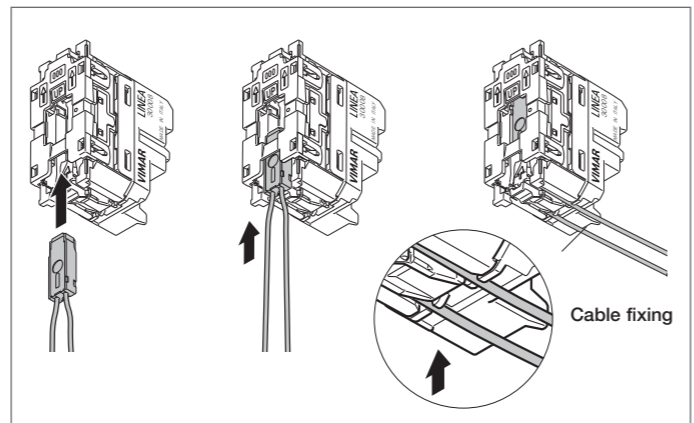
<p>▲30397 With high-efficiency LED, 100-240 V~ 50/60 Hz. - 2 modules. Depth: 39 mm</p>	<p>▲30398 With high-efficiency LED, 100-240 V~ 50/60 Hz. Depth: 38,6 mm</p>
--	---

LED signalling units

For aligned and axial controls

<p>00941.G 00943.G</p>	<p>00941.R 00943.R</p>	<p>12-24 V~ - 0,1 W</p> <p>▲00941.G: green ▲00941.R: red ▲00941.W: white ▲00942.W: with night signalling, white</p>
<p>00941.W 00942.W 00943.W 00944.W</p>		<p>110-250 V~ 50/60 Hz 0,4 W</p> <p>▲00943.G: green ▲00943.R: red ▲00943.W: white ▲00944.W: with night signalling, white</p>

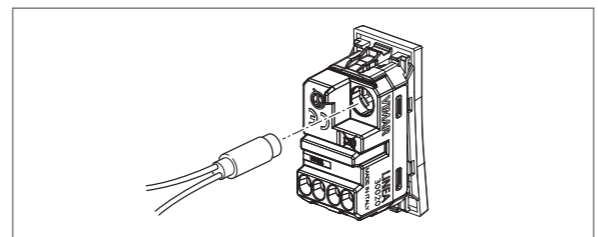
Front insertion of signalling unit underneath the button



For traditional rocker controls

<p>00935... 00936.250...</p>	<p>12-24 V~ - 0,1 W</p> <p>00935.A: amber¹ 00935.G: green¹ 00935.R: red¹ 00935.B: blue¹ 00935.W: white¹</p>	<p>250 V~ 50/60 Hz - 0,35 W</p> <p>00936.250.A: amber¹ 00936.250.G: green¹ 00936.250.R: red¹ 00936.250.B: blue¹ 00936.250.W: white¹</p>
----------------------------------	--	--

Insertion from the rear of signalling unit



For Quid, for aligned and axial controls

<p>▲00945.G: green</p>

Black	White	Canvas
-------	-------	--------

Hotel solutions

<p>▲30406 Control device with 4 push buttons 1P NO 24 vdc 50 mA max., to be completed with 2-module back-lightable interchangeable button caps - 2 modules. Depth: 17,9 mm</p>	<p>▲30407 Control device with 6 push buttons 1P NO 24 vdc 50 mA max., to be completed with 2-module back-lightable interchangeable button caps - 3 modules. Depth: 15,2 mm</p>							
<p>▲30408.G 1P 10 AX 250 V~ switch, Do Not Disturb and Make Up Room Depth: 25,2 mm</p>	<p>▲30405.G Room status signalling unit, Do Not Disturb and Make Up Room Depth: 21,1 mm</p>	<p>▲30439.G Volume control, 8 Ω 15 W - 2 modules. Depth: 35,7 mm</p>	<p>▲30408.B 1P 10 AX 250 V~ switch, Do Not Disturb and Make Up Room Depth: 25,2 mm</p>	<p>▲30405.B Room status signalling unit, Do Not Disturb and Make Up Room Depth: 21,1 mm</p>	<p>▲30439.B Volume control, 8 Ω 15 W - 2 modules. Depth: 35,7 mm</p>	<p>▲30408.C 1P 10 AX 250 V~ switch, Do Not Disturb and Make Up Room Depth: 25,2 mm</p>	<p>▲30405.C Room status signalling unit, Do Not Disturb and Make Up Room Depth: 21,1 mm</p>	<p>▲30439.C Volume control, 8 Ω 15 W - 2 modules. Depth: 35,7 mm</p>

Access control system

<p>▲30403.G Upright electronic badge switch, 4 A 250 V~ NO change-over relay output (NON SELV), 120-230 V~ 50/60 Hz - 2 modules. Depth: 24,3 mm</p>	<p>▲30403.B Upright electronic badge switch, 4 A 250 V~ NO change-over relay output (NON SELV), 120-230 V~ 50/60 Hz - 2 modules. Depth: 24,3 mm</p>	<p>▲30403.C Upright electronic badge switch, 4 A 250 V~ NO change-over relay output (NON SELV), 120-230 V~ 50/60 Hz - 2 modules. Depth: 24,3 mm</p>
<p>01817 Mifare transponder card</p>	<p>16452 Programmable smart card 16452.H As above, customizable</p>	<p>16452.S ISO-card (badge)</p>

Thermostats

<p>▲30440.G Dial thermostat with relay output 5(2) A 240 V~, heating and air conditioning in ON/OFF mode, class I temperature control device (contribution 1%), white LED backlighting with brightness control, supply voltage 100-240 V 50/60 Hz - 2 modules. Depth: 31,8 mm</p>	<p>▲30440.B Dial thermostat with relay output 5(2) A 240 V~, heating and air conditioning in ON/OFF mode, class I temperature control device (contribution 1%), white LED backlighting with brightness control, supply voltage 100-240 V 50/60 Hz - 2 modules. Depth: 31,8 mm</p>	<p>▲30440.C Dial thermostat with relay output 5(2) A 240 V~, heating and air conditioning in ON/OFF mode, class I temperature control device (contribution 1%), white LED backlighting with brightness control, supply voltage 100-240 V 50/60 Hz - 2 modules. Depth: 31,8 mm</p>
---	---	---

Switches for fan-coil regulation

<p>▲30063.G 1P 10 AX 250 V~, with two buttons and central OFF position. Depth: 25,2 mm</p>	<p>▲30063.B 1P 10 AX 250 V~, with two buttons and central OFF position. Depth: 25,2 mm</p>	<p>▲30063.C 1P 10 AX 250 V~, with two buttons and central OFF position. Depth: 25,2 mm</p>
--	--	--

Black	White	Canvas
-------	-------	--------

View Wireless gateway

<p>▲30807.G View Wireless gateway, Bluetooth® wireless technology 4.2 Wi-Fi, 100-240 V 50/60 Hz power supply - 2 modules. Depth: 38,8 mm</p>	<p>▲30807.B View Wireless gateway, Bluetooth® wireless technology 4.2 Wi-Fi, 100-240 V 50/60 Hz power supply - 2 modules. Depth: 38,8 mm</p>	<p>▲30807.C View Wireless gateway, Bluetooth® wireless technology 4.2 Wi-Fi, 100-240 V 50/60 Hz power supply - 2 modules. Depth: 38,8 mm</p>
---	---	---

View Wireless connected voice controls

<p>▲30815.G Alexa built-in with built-in Wi-Fi, 2 frontal buttons, RGB LED backlighting, 1 input for wired push button, 1 NO 100-240 V 50/60 Hz relay output for 500 W incandescent lamps, 100 W LED lamps, 250 VA electronic transformers, 120 W fluorescent lamps, local or remote control, for View Wireless mesh system Bluetooth® wireless technology 5.0 or By-me Plus, 100-240 V 50/60 Hz power supply - 3 modules. Depth: 39,2 mm</p>	<p>▲30815.B Alexa built-in with built-in Wi-Fi, 2 frontal buttons, RGB LED backlighting, 1 input for wired push button, 1 NO 100-240 V 50/60 Hz relay output for 500 W incandescent lamps, 100 W LED lamps, 250 VA electronic transformers, 120 W fluorescent lamps, local or remote control, for View Wireless mesh system Bluetooth® wireless technology 5.0 or By-me Plus, 100-240 V 50/60 Hz power supply - 3 modules. Depth: 39,2 mm</p>	<p>▲30815.C Alexa built-in with built-in Wi-Fi, 2 frontal buttons, RGB LED backlighting, 1 input for wired push button, 1 NO 100-240 V 50/60 Hz relay output for 500 W incandescent lamps, 100 W LED lamps, 250 VA electronic transformers, 120 W fluorescent lamps, local or remote control, for View Wireless mesh system Bluetooth® wireless technology 5.0 or By-me Plus, 100-240 V 50/60 Hz power supply - 3 modules. Depth: 39,2 mm</p>
--	--	--



Alexa is not available in all languages and countries

View Wireless connected 2-way switches

<p>▲30802 Mechanism, 100-240 V 50/60 Hz output relay for 500 W incandescent lamps, 100 W LED lamps, 250 VA electronic transformers, 60 W fluorescent lamps, Bluetooth® wireless technology 5.0 for View Wireless mesh system and Zigbee 3.0, 1 input for actuator push button or recall a scenario. To complete with 1-module buttons. Depth: 33,8 mm</p>	
--	--

1-module aligned interchangeable buttons (lighttable*)

<p>▲31000.G No symbol ▲31000S.G Vertical light beam ▲31000.LG Light symbol</p>	<p>▲31000.B No symbol ▲31000S.B Vertical light beam ▲31000.LB Light symbol</p>	<p>▲31000.C No symbol ▲31000S.C Vertical light beam ▲31000.LC Light symbol</p>
<p>▲31000.PG Key symbol ▲31000.DG With lighttable and customisable diffuser</p>	<p>▲31000.PB Key symbol ▲31000.DB With lighttable and customisable diffuser</p>	<p>▲31000.PC Key symbol ▲31000.DC With lighttable and customisable diffuser</p>

Black	White	Canvas
-------	-------	--------

1-module axial interchangeable buttons (lighttable*)

<p>▲31000A.G No symbol ▲31000A.LG Light symbol</p>	<p>▲31000A.B No symbol ▲31000A.LB Light symbol</p>	<p>▲31000A.C No symbol ▲31000A.LC Light symbol</p>
<p>▲31000A.PG Key symbol ▲31000A.DG With lighttable and customisable diffuser</p>	<p>▲31000A.PB Key symbol ▲31000A.DB With lighttable and customisable diffuser</p>	<p>▲31000A.PC Key symbol ▲31000A.DC With lighttable and customisable diffuser</p>

View Wireless connected control device for roller shutter

<p>▲30804 Control device for 1 roller shutter with slat orientation and change-over relay output for cosφ 0,6 motor 2 A 100-240 V~ 50/60 Hz, Bluetooth® wireless technology 5.0 for View Wireless mesh system and Zigbee 3.0, 1 input for external push button to recall a scenario, favourite position recall function. To complete with 1-module buttons. Depth: 33,8 mm</p>	
---	--

<p>▲31000A.FG 1-module interchangeable button, arrows symbol</p>	<p>▲31000A.FB 1-module interchangeable button, arrows symbol</p>	<p>▲31000A.FC 1-module interchangeable button, arrows symbol</p>
---	---	---

View Wireless connected actuator for 1 roller shutter - backside installation

<p>03982 Actuator for 1 roller shutter with slat orientation and change-over relay output for cosφ 0,6 motor 2 A 100-240 V~ 50/60 Hz, remote control, Bluetooth® wireless technology 5.0 for View Wireless mesh system and Zigbee 3.0, flush mounting (retrofit)</p>	
---	--

Black	White	Canvas
-------	-------	--------

View Wireless connected dimmers



▲ 30805
View Wireless electronic dimmer mechanism for 20-200 W incandescent lamps, 2-200 W LED lamps, 20-200 W electronic transformers, double Bluetooth® wireless technology 5.0 for the creation of View Wireless mesh system and on Zigbee 3.0 standard, 1 input for external push button for dimmer control or to recall a scenario, 220-240 V 50/60 Hz power supply. To be completed with 1-module interchangeable buttons. Depth: 39 mm



▲ 30805.120
As above, 120 V-



▲ 31000A.RG
1-module interchangeable button, dimmer symbol



▲ 31000A.RB
1-module interchangeable button, dimmer symbol



▲ 31000A.RC
1-module interchangeable button, dimmer symbol

View Wireless connected electronic controls



▲ 30801
View Wireless electronic control mechanism, local control with push button or remote control, Bluetooth® wireless technology 5.0, 100-240 V 50/60 Hz power supply, to be completed with 1-module interchangeable buttons. Depth: 33.8 mm



▲ 31000A.G
1-module interchangeable button, neutral



▲ 31000A.FG
1-module interchangeable button, arrows symbol



▲ 31000A.B
1-module interchangeable button, neutral



▲ 31000A.FB
1-module interchangeable button, arrows symbol



▲ 31000A.C
1-module interchangeable button, neutral



▲ 31000A.FC
1-module interchangeable button, arrows symbol



▲ 31000A.RG
1-module interchangeable button, dimmer symbol



▲ 31000A.SG
1-module interchangeable button, scenario symbol



▲ 31000A.RB
1-module interchangeable button, dimmer symbol



▲ 31000A.SB
1-module interchangeable button, scenario symbol



▲ 31000A.RC
1-module interchangeable button, dimmer symbol



▲ 31000A.SC
1-module interchangeable button, scenario symbol

Radiofrequency smart devices



03925
4-button flat device with RF transmission, 2.4 GHz, Bluetooth® Low Energy wireless technology, to be completed with buttons 31506+31506.2 - 2 modules

Black	White	Canvas
-------	-------	--------

View Wireless connected control device for socket outlet



▲ 30803.G
Control device with NO 16 A 100-240 V~ 50/60 Hz relay output, local control with push button or remote control, Bluetooth® wireless technology 5.0 for View Wireless mesh system and Zigbee 3.0, function for measuring the instant power and load cut-off threshold. Depth: 42,8 mm



▲ 30803.B
Control device with NO 16 A 100-240 V~ 50/60 Hz relay output, local control with push button or remote control, Bluetooth® wireless technology 5.0 for View Wireless mesh system and Zigbee 3.0, function for measuring the instant power and load cut-off threshold. Depth: 42,8 mm



▲ 30803.C
Control device with NO 16 A 100-240 V~ 50/60 Hz relay output, local control with push button or remote control, Bluetooth® wireless technology 5.0 for View Wireless mesh system and Zigbee 3.0, function for measuring the instant power and load cut-off threshold. Depth: 42,8 mm



View Wireless connected actuator - backside installation



03981
Control device with NO 100-240 V 50/60 Hz relay output for 500 W incandescent lamps, 100 W LED lamps, 250 VA electronic transformers, 120 W fluorescent lamps, remote control, 1 input for wired control to recall a scenario, Bluetooth® wireless technology 5.0 for View Wireless mesh system and Zigbee 3.0, flush mounting (retrofit)



View Wireless connected energy meter



02963
Energy meter for measuring of consumption/production of instant and historical electric energy (hourly, daily, monthly and in the year mode), 1 input for supplied toroidal current sensor, detectable power 25 W-100 kW, single-phase power supply 100-240 V 50/60 Hz, Bluetooth® wireless technology 5.0 for View Wireless mesh system and Zigbee 3.0, occupies 1 17,5 mm module



View Wireless connected thermostats



▲ 30810.G
Dial thermostat with relay output 5(2) A 240 V~, IoT technology on Bluetooth® wireless technology 5.0 for mesh View Wireless system realization, 1 input for outer temperature sensor, heating and air-conditioning ON/OFF and PID, class I temperature control device (contribution 1%) in ON/OFF mode, class IV (contribution 2%) in PID mode, white LED backlighting and brightness regulation, supply voltage 100-240 V~ 50/60 Hz - 2 modules. Depth: 31,8 mm



▲ 30810.B
Dial thermostat with relay output 5(2) A 240 V~, IoT technology on Bluetooth® wireless technology 5.0 for mesh View Wireless system realization, 1 input for outer temperature sensor, heating and air-conditioning ON/OFF and PID, class I temperature control device (contribution 1%) in ON/OFF mode, class IV (contribution 2%) in PID mode, white LED backlighting and brightness regulation, supply voltage 100-240 V~ 50/60 Hz - 2 modules. Depth: 31,8 mm



▲ 30810.C
Dial thermostat with relay output 5(2) A 240 V~, IoT technology on Bluetooth® wireless technology 5.0 for mesh View Wireless system realization, 1 input for outer temperature sensor, heating and air-conditioning ON/OFF and PID, class I temperature control device (contribution 1%) in ON/OFF mode, class IV (contribution 2%) in PID mode, white LED backlighting and brightness regulation, supply voltage 100-240 V~ 50/60 Hz - 2 modules. Depth: 31,8 mm



View Wireless connected magnetic contact




03980
Connected magnetic contact for windows and doors, View Wireless, Bluetooth® wireless technology 5.0 standard technology for mesh system realization, 1 clean-contact input, powered with AA LR6 1,5 V batteries (not supplied), white. To use as accessory of connected thermostat or with gateway as sensor for notification of magnetic contact open/close




Black	White	Canvas
-------	-------	--------


View Wireless connected radar sensors



▲30179.G
UWB radar sensor, IoT technology on Bluetooth® wireless technology 5.0 standard for the creation of View Wireless mesh system, 1 solid state output for extra low voltage controls (SELV and non SELV), 1 input for external push button for output activation or to recall a scenario, 100-240 V 50/60 Hz power supply. Depth: 43.3 mm



▲30179.B
UWB radar sensor, IoT technology on Bluetooth® wireless technology 5.0 standard for the creation of View Wireless mesh system, 1 solid state output for extra low voltage controls (SELV and non SELV), 1 input for external push button for output activation or to recall a scenario, 100-240 V 50/60 Hz power supply. Depth: 43.3 mm



▲30179.C
UWB radar sensor, IoT technology on Bluetooth® wireless technology 5.0 standard for the creation of View Wireless mesh system, 1 solid state output for extra low voltage controls (SELV and non SELV), 1 input for external push button for output activation or to recall a scenario, 100-240 V 50/60 Hz power supply. Depth: 43.3 mm




02692
UWB radar sensor, IoT technology on Bluetooth® wireless technology 5.0 standard for the creation of View Wireless mesh system, 1 solid state output for extra low voltage controls (SELV and non SELV), 1 input for external push button for output activation or to recall a scenario, 100-240 V 50/60 Hz power supply, installation in false ceiling




02692.S.1
Round section adaptor for ceiling installation of the sensor 02692


View Wireless connected access control system




▲30812.G
NFC/RFID smart card outdoor reader, card configuration using View Wireless app, Bluetooth technology standard, IoT technology on Bluetooth® wireless technology 5.0 standard for the creation of View Wireless mesh system, 1 relay output NO 16 A 100-240 V~ 50/60 Hz, 1 DND input, LED with brightness control, 100-240 V~ 50/60 Hz power supply - 2 modules. Depth: 33,8 mm




▲30812.B
NFC/RFID smart card outdoor reader, card configuration using View Wireless app, Bluetooth technology standard, IoT technology on Bluetooth® wireless technology 5.0 standard for the creation of View Wireless mesh system, 1 relay output NO 16 A 100-240 V~ 50/60 Hz, 1 DND input, LED with brightness control, 100-240 V~ 50/60 Hz power supply - 2 modules. Depth: 33,8 mm




▲30812.C
NFC/RFID smart card outdoor reader, card configuration using View Wireless app, Bluetooth technology standard, IoT technology on Bluetooth® wireless technology 5.0 standard for the creation of View Wireless mesh system, 1 relay output NO 16 A 100-240 V~ 50/60 Hz, 1 DND input, LED with brightness control, 100-240 V~ 50/60 Hz power supply - 2 modules. Depth: 33,8 mm



▲30813.G
NFC/RFID energy saver card switch for installation inside the room, IoT technology on Bluetooth® wireless technology 5.0 standard for the creation of View Wireless mesh system, 1 relay output NO 16 A 100-240 V~ 50/60 Hz, 1 configurable input, 100-240 V~ 50/60 Hz power supply - 2 modules. Depth: 34,3 mm



▲30813.B
NFC/RFID energy saver card switch for installation inside the room, IoT technology on Bluetooth® wireless technology 5.0 standard for the creation of View Wireless mesh system, 1 relay output NO 16 A 100-240 V~ 50/60 Hz, 1 configurable input, 100-240 V~ 50/60 Hz power supply - 2 modules. Depth: 34,3 mm



▲30813.C
NFC/RFID energy saver card switch for installation inside the room, IoT technology on Bluetooth® wireless technology 5.0 standard for the creation of View Wireless mesh system, 1 relay output NO 16 A 100-240 V~ 50/60 Hz, 1 configurable input, 100-240 V~ 50/60 Hz power supply - 2 modules. Depth: 34,3 mm

01817
Mifare transponder card

Black	White	Canvas
-------	-------	--------

Supervision



01425

10" IP colour touch screen, used as a home automation system supervisor, IP/Due Fili Plus internal video entryphone, IP video camera and CCTV system manager, power supply PoE or 12-30 Vdc, surface mounting with bracket on round, 3-module (horizontal or vertical), 8-module (4+4) or British standard square mounting box, black



21665.11
Aluminium
Dimensions: 345x250 mm



21665.70
White diamond
Dimensions: 345x250 mm



21665.76
Black diamond
Dimensions: 345x250 mm



01422

Touch screen with 7" IP capacitive colour display, used as a home automation system supervisor, IP/Due Fili Plus internal video entryphone, IP video camera and CCTV system manager, power supply PoE or 12-30 Vdc, surface mounting with bracket on round, 3-module (horizontal or vertical), 8-module (4+4) or British standard square mounting box, black




01422.B

Touch screen with 7" IP capacitive colour display, used as a home automation system supervisor, IP/Due Fili Plus internal video entryphone, IP video camera and CCTV system manager, power supply PoE or 12-30 Vdc, surface mounting with bracket on round, 3-module (horizontal or vertical), 8-module (4+4) or British standard square mounting box, white

Black	White	Canvas
-------	-------	--------

IP gateway and infrastructure devices




01410
IoT gateway for By-me Plus home automation system, via IP/LAN network, Cloud and app for smartphone, tablet, PC or IP supervision touch screens, **light version** for max 32 devices, 4 x 17,5 mm modules



01411
IoT gateway for By-me Plus home automation system, via IP/LAN network, Cloud and app for smartphone, tablet, PC or IP supervision touch screens, 4 x 17,5 mm modules



01415
IoT gateway for Due Fili Plus video door entry system with IP/LAN network, Cloud and App for smartphone, tablet, PC or supervision touch screens, 6 x 17,5 mm modules



01416
IoT router for IP video door entry system with IP/LAN network, Cloud and App for smartphone, tablet, PC or IP supervision touch screens, 4 x 17,5 mm modules



03812
IoT gateway for By-me alarm burglar alarm system with IP/LAN, Cloud and App for smartphone, tablet, PC or touch screen supervisor

Wi-Fi access point



▲30195.G
Wi-Fi 72,2 Mb/s access point with 2 10-100 Mb/s LAN ports, input for remote Wi-Fi radio on/off push button, supply voltage 230 V~ 50/60 Hz - 2 modules. Depth: 44,4 mm



▲30195.B
Wi-Fi 72,2 Mb/s access point with 2 10-100 Mb/s LAN ports, input for remote Wi-Fi radio on/off push button, supply voltage 230 V~ 50/60 Hz - 2 modules. Depth: 44,4 mm



▲30195.C
Wi-Fi 72,2 Mb/s access point with 2 10-100 Mb/s LAN ports, input for remote Wi-Fi radio on/off push button, supply voltage 230 V~ 50/60 Hz - 2 modules. Depth: 44,4 mm

Cables and accessories



01840.C
Bus system cable, 2x0,50 mm², with LSZH sheath, CPR Cca s1b d1 a1 class, suitable for I category cables (U0 = 400 V), yellow - 100 m



01840.E
Bus system cable, 2x0,50 mm², with LSZH sheath, CPR Eca class, suitable for I category cables (U0 = 400 V), white - 100 m



01841.E
Bus system cable, 2x0,50 mm², shielded, with LSZH sheath, CPR Eca class, suitable for I category cables (U0 = 400 V), for marine application, white - 100 m



01839
Removable 2 screw terminals, for Bus system



01468
Logic unit for logic, mathematical, timing and messaging functions, 1 x 17,5 mm modules



01845.1
Line coupler, 2 x 17,5 mm modules



01400
Supply unit, 29 Vdc 400 mA output, 230 V~ 50/60 Hz, 2 x 17,5 mm modules



01401
Supply unit, 29 Vdc 1280 mA output, 120-230 V~ 50/60 Hz, 8 x 17,5 mm modules



01830
Supply unit 12 Vdc output, 120-230 V~ 50/60 Hz, 4 x 17,5 mm modules



01831.1
Supply unit 12 Vdc 1250 mA output, 100-240 V~ 50/60 Hz, 1 x 17,5 mm module

Black	White	Canvas
-------	-------	--------

Infrastructure devices

Power supply units



▲30492.G
Supply unit, 32 Vdc 100 mA output, 120-230 V~ 50/60 Hz. Depth: 43,6 mm



▲30492.B
Supply unit, 32 Vdc 100 mA output, 120-230 V~ 50/60 Hz. Depth: 43,6 mm



▲30492.C
Supply unit, 32 Vdc 100 mA output, 120-230 V~ 50/60 Hz. Depth: 43,6 mm

Control and functions

Connected voice controls



▲30815.G
Alexa built-in with built-in Wi-Fi, 2 frontal buttons, RGB LED backlighting, 1 input for wired push button, 1 NO 100-240 V 50/60 Hz relay output for 500 W incandescent lamps, 100 W LED lamps, 250 VA electronic transformers, 120 W fluorescent lamps, local or remote control, for View Wireless mesh system *Bluetooth® wireless technology 5.0* or By-me Plus, 100-240 V 50/60 Hz power supply - 3 modules. Depth: 39,2 mm



▲30815.B
Alexa built-in with built-in Wi-Fi, 2 frontal buttons, RGB LED backlighting, 1 input for wired push button, 1 NO 100-240 V 50/60 Hz relay output for 500 W incandescent lamps, 100 W LED lamps, 250 VA electronic transformers, 120 W fluorescent lamps, local or remote control, for View Wireless mesh system *Bluetooth® wireless technology 5.0* or By-me Plus, 100-240 V 50/60 Hz power supply - 3 modules. Depth: 39,2 mm




▲30815.C
Alexa built-in with built-in Wi-Fi, 2 frontal buttons, RGB LED backlighting, 1 input for wired push button, 1 NO 100-240 V 50/60 Hz relay output for 500 W incandescent lamps, 100 W LED lamps, 250 VA electronic transformers, 120 W fluorescent lamps, local or remote control, for View Wireless mesh system *Bluetooth® wireless technology 5.0* or By-me Plus, 100-240 V 50/60 Hz power supply - 3 modules. Depth: 39,2 mm




Alexa is not available in all languages and countries


Controls




▲30480
4-button - 2 modules
Depth: 20,2 mm




▲30481
4-button + NO 16 A 120-240 V~ 50/60 Hz relay output - 2 modules.
Depth: 37,2 mm




▲30482
4-button + actuator for laths orientation, with relay output for cosφ 0,6 2 A 120-240 V~ 50/60 Hz motor - 2 modules.
Depth: 37,2 mm




▲30485
6-button - 3 modules
Depth: 20,2 mm




▲30486
6-button + NO 16 A 120-240 V~ 50/60 Hz relay output - 3 modules.
Depth: 37,2 mm



▲30487
6-button + actuator for laths orientation, with relay output for cosφ 0,6 2 A 120-240 V~ 50/60 Hz motor - 3 modules.
Depth: 37,2 mm



▲30488
4-button + 240 V~ 50/60 Hz cutting-edge dimmer for 40-200 W incandescent lamps, 40-300 VA at 240 V~ and 20-150 VA at 120 V~ electronic transformers, 10-200 W at 240 V~, 5-100 W at 120 V~ CFL lamps, 3-200 W at 240 V~, 3-100 W at 120 V~ LED lamps, RGB LED location in darkness with brightness control - 2 modules. Depth: 38,05 mm



▲30489
4-button, 1 0/1-10 V SELV output, 1 NO 2 A 120-240 V~ 50/60 Hz relay output for ballast and LED driver, visible in darkness with RGB LED brightness adjustment - 2 modules.
Depth: 38,05 mm

Black White Canvas

Control and functions

Interchangeable half-buttons - 1 and 2 modules

▲31480.G No symbol, customisable ¹	▲31480.ZG Fixed, no symbol	▲31480.B No symbol, customisable ¹	▲31480.ZB Fixed, no symbol	▲31480.C No symbol, customisable ¹	▲31480.ZC Fixed, no symbol
▲31480.YG ON/OFF symbols	▲31480.FG Arrows symbols	▲31480.RB Regulation symbols	▲31480.YB ON/OFF symbols	▲31480.YC ON/OFF symbols	▲31480.FC Arrows symbols
▲31480.2G No symbol, customisable ¹	▲31480.2YG ON/OFF symbols	▲31480.2B No symbol, customisable ¹	▲31480.2YB ON/OFF symbols	▲31480.2C No symbol, customisable ¹	▲31480.2YC ON/OFF symbols
▲31480.2FG Arrows symbols	▲31480.2RG Regulation symbols	▲31480.2FB Arrows symbols	▲31480.2RB Regulation symbols	▲31480.2FC Arrows symbols	▲31480.2RC Regulation symbols

Detectors

▲30475.G Passive infrared motion detector - 2 modules. Depth: 26,5 mm	▲30475.B Passive infrared motion detector - 2 modules. Depth: 26,5 mm	▲30475.C Passive infrared motion detector - 2 modules. Depth: 26,5 mm

In/out interfaces and actuators

▲30472.G Interface for 2 traditional devices. Depth: 43,3 mm	▲30473.G Actuator with 6 A 120-230 V~ change-over relay output. Depth: 43,3 mm	▲30472.B Interface for 2 traditional devices. Depth: 43,3 mm	▲30473.B Actuator with 6 A 120-230 V~ change-over relay output. Depth: 43,3 mm	▲30472.C Interface for 2 traditional devices. Depth: 43,3 mm	▲30473.C Actuator with 6 A 120-230 V~ change-over relay output. Depth: 43,3 mm

* Not to be used in European Countries ▲ New article △ Available until stocks last

Black White Canvas

Control and functions

Modules for device backfit

	01475 3 programmable digital inputs module for contacts without potential, 3 LED control outputs, By-me home automation, for flush mounting (backside)		01476 2 programmable digital inputs module for contacts without potential, 1 relay output for roller blind laths positioning, relay for cosφ 0,6 2 A 120-230 V~ motor, 2 LED control outputs, By-me home automation, for flush mounting (backside)		01477 2 programmable digital inputs module for contacts without potential, 1 NO 10 A 120-230 V~ 50/60 Hz light control relay output, 2 LED control outputs, By-me home automation, for flush mounting (backside)
--	--	--	--	--	--

Interfaces, actuators and dimmer

	01417 Actuator + RGB (W) dimmer, 4 PWM outputs up to 5 A 12-48 Vdc with steady voltage control, brightness adjustment of max 4 monochrome LED or RGB (W) LED strips/spotlights or Dynamic White LED strips/spotlights, 1 NO 6 A 120-240 V~ relay output for LED power units, local control push button, 4 x 17,5 mm modules		01418 Dimmer, 120-240 V~ 50/60 Hz, cutting-edge phase, 2 outputs for 40-300 W at 240 V~, 20-150 W at 120 V~ incandescent lamps, 40-300 VA at 240 V~, 20-150 VA at 120 V~ electronic transformers, CFL 10-200 W at 240 V~, 5-100 W at 120 V~ CFL lamps, 3-200 W at 240 V~, 3-100 W at 120 V~ LED lamps, local control push button, fuse protection, 4 x 17,5 mm modules		01419.1 Actuator for DALI/DALI-2 lamps with integrated power supply unit, MASTER controller function, max. 64 lamps configurable in 16 By-me Functional Blocks via View PRO App, DALI Device Type 8 for tunable white and RGB(W) management, By-me home automation system, push button for local control, 120-240 V~ 50/60 Hz power supply, 2 x 17,5 mm modules
	01466.1 Actuator with 4 (0)4-20 mA or 0-10 V proportional analogue outputs with max scalable voltage output, 120-230 V~ 50/60 Hz, 4 x 17,5 mm modules. Combined with By-me temperature sensors and thermostats, it allows you to make a modulating room thermostat in class V (3% contribution). Combined with relay actuator, it allows the management of lamps controlled by driver 0/1-10 V		01850.2 Actuator with 16 A 120-230 V~ changeover relay output + push button for manual operating, 2 x 17,5 mm modules		01470.1 Pre-program 9-input and 8-output module, NO 16 A 120-230 V~ 50/60 Hz relay outputs, light control, roller blind laths positioning and local control functions, 6 x 17,5 mm modules
	01975 Actuator with 1-10 Vdc 30 mA output for LED control, 120-230 V~ 2,5 A change-over relay output, 120-230 V~ 50/60 Hz, 3 x 17,5 mm modules		01976 Actuator with 1-10 Vdc 30 mA output for LED control, 12-24 V 10 A relay output, 12-24 V~ 50/60 Hz or 12-24 Vdc, 3 x 17,5 mm modules		01471 4 16 A 120-230 V~ change-over relay outputs actuator, programmable for light control, roller blind laths positioning, fan-coil and local control, 4 x 17,5 mm modules

Electronic supply units

	01876 230 V~ 50 Hz for RGB LED modules 12/24 Vdc, dimmable with RGB and FADING-SHOW dimmers
▲ 01876.120 As above, 120 V~	

¹ For the customisation of the buttons, see page 108

Black	White	Canvas
-------	-------	--------

Temperature control

Thermostats



▲30471.G
Dial thermostat (heating and air conditioning), 2- and 4-pipe system management, 3-speed and proportional fan coil control, class I (contribution 1%) in ON/OFF mode, class IV (contribution 2%) in PID mode, can be interfaced with actuator 01466.1 to make a class V modulating room thermostat (contribution 3%), 1 input for sensor 02965.1 - 2 modules. Depth: 31,8 mm



▲30471.B
Dial thermostat (heating and air conditioning), 2- and 4-pipe system management, 3-speed and proportional fan coil control, class I (contribution 1%) in ON/OFF mode, class IV (contribution 2%) in PID mode, can be interfaced with actuator 01466.1 to make a class V modulating room thermostat (contribution 3%), 1 input for sensor 02965.1 - 2 modules. Depth: 31,8 mm



▲30471.C
Dial thermostat (heating and air conditioning), 2- and 4-pipe system management, 3-speed and proportional fan coil control, class I (contribution 1%) in ON/OFF mode, class IV (contribution 2%) in PID mode, can be interfaced with actuator 01466.1 to make a class V modulating room thermostat (contribution 3%), 1 input for sensor 02965.1 - 2 modules. Depth: 31,8 mm

Probes and sensors



▲30478.G
Temperature probe for ON/OFF, PWM, PID and dew point control, for 2- and 4-pipe systems, 3-speed/proportional fan coil control, 1 input for NTC sensor. Depth: 43,3 mm




▲30433.G
Humidity sensor, 1 0-10 V or 4-20 mA output, 12/24 V - 2 modules. Depth: 40,7 mm



▲30478.B
Temperature probe for ON/OFF, PWM, PID and dew point control, for 2- and 4-pipe systems, 3-speed/proportional fan coil control, 1 input for NTC sensor. Depth: 43,3 mm



▲30433.B
Humidity sensor, 1 0-10 V or 4-20 mA output, 12/24 V - 2 modules. Depth: 40,7 mm



▲30478.C
Temperature probe for ON/OFF, PWM, PID and dew point control, for 2- and 4-pipe systems, 3-speed/proportional fan coil control, 1 input for NTC sensor. Depth: 43,3 mm



▲30433.C
Humidity sensor, 1 0-10 V or 4-20 mA output, 12/24 V - 2 modules. Depth: 40,7 mm



02965.1
Wired temperature sensor, NTC 10 kΩ, cable length 3 m

Black	White	Canvas
-------	-------	--------

Energy management



▲30474.G
Actuator with relay output 16 A 120-230 V~ 50/60 Hz with incorporated current sensor - 2 modules. Depth: 38,8 mm



▲30474.B
Actuator with relay output 16 A 120-230 V~ 50/60 Hz with incorporated current sensor - 2 modules. Depth: 38,8 mm



▲30474.C
Actuator with relay output 16 A 120-230 V~ 50/60 Hz with incorporated current sensor - 2 modules. Depth: 38,8 mm



01451
Energy meter with incorporated current sensor, measurable powers up to 3680 W, flush mounting (retrofit)



01452
Pulse counter interface for measuring data from devices fitted with pulse outputs, such as electricity, water and gas meters, flush mounting (retrofit)



01457
Toroidal current sensor for load control and power measurement, hole diameter 7,5 mm, cable length 40 cm



01458
Toroidal current sensor for load control and power measurement, hole diameter 19 mm, cable length 40 cm



01459
Toroidal differential current sensor for power measurement, hole diameter 9 mm, cable length 40 cm



01450
Energy meter, 3 x inputs toroidal sensor, 25 W-100 kW, 120-230 V 50/60 Hz, 230/400 V 50/60 Hz, 1 x 17,5 mm modules. Supplied with toroidal current sensor 01457



01455
Load control module, 3 x inputs toroidal sensor, 25 W-100 kW, 120-230 V 50/60 Hz, 230/400 V 50/60 Hz, 1 x 17,5 mm modules. Supplied with toroidal current sensor 01457



01456
Actuator, 16 A 120-230 V~ 50/60 Hz relay output for toroidal differential current sensor, 1 x 17,5 mm modules. Supplied without toroidal differential current sensor



01546
Weather station, KNX standard, power supply 12-32 Vdc or 12-24 Vac

Black	White	Canvas
-------	-------	--------

Sound system

Devices



▲30493.G
Spring connector for speaker.
Depth: 22,7 mm



▲30493.B
Spring connector for speaker.
Depth: 22,7 mm



▲30493.C
Spring connector for speaker.
Depth: 22,7 mm



Bluetooth

▲30495.G²
Bluetooth® interface, storing up to 8 mobile devices - 2 modules. Depth: 37,3 mm




Bluetooth

▲30495.B²
Bluetooth® interface, storing up to 8 mobile devices - 2 modules. Depth: 37,3 mm



Bluetooth

▲30495.C²
Bluetooth® interface, storing up to 8 mobile devices - 2 modules. Depth: 37,3 mm



▲30484
4-button with 1 + 1 W RMS stereo amplifier, 2 x 8 Ω speaker outputs, RGB LED location in darkness with brightness control, to be completed with interchangeable half-buttons - 2 modules. Depth: 37,2 mm

2 interchangeable half-buttons - 1 module



▲31480.VG
I/O volume symbol



▲31480.TG
Function/track change symbol



▲31480.VB
I/O volume symbol



▲31480.TB
Function/track change symbol



▲31480.VC
I/O volume symbol




▲31480.TC
Function/track change symbol

Black	White	Canvas
-------	-------	--------

Sound system


Diffusers



▲30494.G
Passive speaker
8 Ω 3 W - 3 modules.
Depth: 41 mm



▲30494.B
Passive speaker
8 Ω 3 W - 3 modules.
Depth: 41 mm



▲30494.C
Passive speaker
8 Ω 3 W - 3 modules.
Depth: 41 mm



01906
IP55 passive speaker, 8 Ω 30 W, for hollow walls and false ceiling installation. Depth: 70 mm



01907.1
Passive speaker, 8 Ω 30 W, for hollow walls and false ceiling installation. Depth: 68 mm



01908
Passive speaker, 8 Ω 30 W, orientable, for surface mounting

System components



01903
Branch shunt for By-me devices, flush mounting (retrofit)



01904
Branch shunt for sound system devices, flush mounting (retrofit)



01839
Removable 2 screw terminals, for Bus system



01840.E.B
By-me system Bus cable for sound system, 2x0,50 mm², with LSZH sheath, CPR Eca class, suitable for I category cables (U0 = 400 V), blue - 100 m



△ 01900
FM radio tuner with RDS, coaxial connector for external FM antenna, built-in line terminator, 2 x 17,5 mm modules



01901
Stereo amplifier, 2 outputs for sound diffusers 8 Ω 10+10 W, power supply 110-230 V~ 50/60 Hz, built-in line terminator, 6 x 17,5 mm modules



01902
Bus line/sound system decoupler for By-me power supply, built-in line terminator, 2 x 17,5 mm modules



01831.1
Supply unit 12 Vdc 1250 mA output, 100-240 V~ 50/60 Hz, 1 x 17,5 mm modules

Black	White	Canvas
-------	-------	--------

Linea with XT platform - Control and actuation

Basic controls



▲32021.G
2 push buttons, also configurable as 1 rocker button, LED with status function and visible in darkness with brightness control, central LED matrix to customise symbols or animation - 1 front module



▲32021.B
2 push buttons, also configurable as 1 rocker button, LED with status function and visible in darkness with brightness control, central LED matrix to customise symbols or animation - 1 front module



▲32021.C
2 push buttons, also configurable as 1 rocker button, LED with status function and visible in darkness with brightness control, central LED matrix to customise symbols or animation - 1 front module



▲32031.G
2 push buttons, also configurable as 1 rocker button, LED with status function and visible in darkness with brightness control, central label to customise symbols - 1 front module

Advanced controls



▲32023.G
2 push buttons, also configurable as 1 rocker button, proximity function, LED matrix with status function or for scenario animation and visible in darkness with brightness control, central LED matrix to customise symbols or animation - 1 front module



▲32023.B
2 push buttons, also configurable as 1 rocker button, proximity function, LED matrix with status function or for scenario animation and visible in darkness with brightness control, central LED matrix to customise symbols or animation - 1 front module



▲32023.C
2 push buttons, also configurable as 1 rocker button, proximity function, LED matrix with status function or for scenario animation and visible in darkness with brightness control, central LED matrix to customise symbols or animation - 1 front module



▲32033.G
2 push buttons customisable with labels, also configurable as 1 rocker button, proximity function, labels with status function and visible in darkness with brightness control, central label to customise symbols - 1 front module

Black	White	Canvas
-------	-------	--------

Linea with XT platform - Control and actuation

Double advanced controls



▲32024.G
4 push buttons, proximity function, LED with status function and visible in darkness with brightness control - 1 front module



▲32024.B
4 push buttons, proximity function, LED with status function and visible in darkness with brightness control - 1 front module



▲32024.C
4 push buttons, proximity function, LED with status function and visible in darkness with brightness control - 1 front module




▲32034.G
4 push buttons customisable with labels, proximity function, labels with status function and visible in darkness with brightness control - 1 front module

Fixed buttons



▲32020.G
XT fixed button - 1 front module



▲32020.B
XT fixed button - 1 front module




▲32020.C
XT fixed button - 1 front module

Electronic control device



▲32002
Control device with 100-240 V 50/60 Hz relay output for 500 W incandescent lamps, 100 W LED lamps, 250 VA electronic transformers, 120 W fluorescent lamps, 1 roller shutter operated by 2 A cos 0.6 motor, to be installed on XT mounting frames, to be completed with front modules. Depth: 30.8 mm

Device power supply node



▲32001
Device power supply node, 29 VDC bus power supply, to be installed on XT mounting frames, to be completed with XT front modules. Depth: 30.8 mm

Sheet of labels



▲32090.PG
Sheet of customisable labels for 1-module front controls, black

Black	White	Canvas
-------	-------	--------

Linea con piattaforma XT - Termoregolazione

Thermostats



▲32041.G
Thermostat (heating and air conditioning), for 2- and 4-pipe systems, 3-speed and proportional fan coil control, ON/OFF control (class I, contribution 1%), PID (class IV, contribution 2%), can be interfaced with actuator 01466.1 for modulating room thermostat (class V, contribution 3%), boost function to activate a second source, proximity function, LED backlighting - 2 front modules.



▲32041.B
Thermostat (heating and air conditioning), for 2- and 4-pipe systems, 3-speed and proportional fan coil control, ON/OFF control (class I, contribution 1%), PID (class IV, contribution 2%), can be interfaced with actuator 01466.1 for modulating room thermostat (class V, contribution 3%), boost function to activate a second source, proximity function, LED backlighting - 2 front modules.



▲32041.C
Thermostat (heating and air conditioning), for 2- and 4-pipe systems, 3-speed and proportional fan coil control, ON/OFF control (class I, contribution 1%), PID (class IV, contribution 2%), can be interfaced with actuator 01466.1 for modulating room thermostat (class V, contribution 3%), boost function to activate a second source, proximity function, LED backlighting - 2 front modules.

Multisensors



▲32042.G
XT By-me home automation system control device, thermostat function for ambient temperature control (heating and air-conditioning), 2- and 4-pipe system management, 3-speed and proportional fan coil control, class I temperature control device (contribution 1%) in ON/OFF mode, class IV (contribution 2%) in PID mode, can be interfaced with actuator with proportional analogue outputs 01466.1 to create a class V modulating room thermostat (contribution 3%), humidstat function with ON/OFF control with respect to a set parameter, VOC (volatile organic compound) function with ON/OFF control or t o call up 2 scenarios, 2 push button function with configuration as 1 rocker button with status identification LED, central LED matrix to customise symbols or animation, proximity function, white LED backlighting, black - 2 front modules



▲32042.B
XT By-me home automation system control device, thermostat function for ambient temperature control (heating and air-conditioning), 2- and 4-pipe system management, 3-speed and proportional fan coil control, class I temperature control device (contribution 1%) in ON/OFF mode, class IV (contribution 2%) in PID mode, can be interfaced with actuator with proportional analogue outputs 01466.1 to create a class V modulating room thermostat (contribution 3%), humidstat function with ON/OFF control with respect to a set parameter, VOC (volatile organic compound) function with ON/OFF control or t o call up 2 scenarios, 2 push button function with configuration as 1 rocker button with status identification LED, central LED matrix to customise symbols or animation, proximity function, white LED backlighting, white - 2 front modules



▲32042.C
XT By-me home automation system control device, thermostat function for ambient temperature control (heating and air-conditioning), 2- and 4-pipe system management, 3-speed and proportional fan coil control, class I temperature control device (contribution 1%) in ON/OFF mode, class IV (contribution 2%) in PID mode, can be interfaced with actuator with proportional analogue outputs 01466.1 to create a class V modulating room thermostat (contribution 3%), humidstat function with ON/OFF control with respect to a set parameter, VOC (volatile organic compound) function with ON/OFF control or t o call up 2 scenarios, 2 push button function with configuration as 1 rocker button with status identification LED, central LED matrix to customise symbols or animation, proximity function, white LED backlighting, canvas - 2 front modules

Control devices with climate control symbols



▲32044.G
4 push buttons with backlighting CLIMATE CONTROL symbols and visible in darkness with brightness control - 1 front module



▲32044.B
4 push buttons with backlighting CLIMATE CONTROL symbols and visible in darkness with brightness control - 1 front module




▲32044.C
4 push buttons with backlighting CLIMATE CONTROL symbols and visible in darkness with brightness control - 1 front module


Black	White	Canvas
-------	-------	--------

Linea with XT platform - Completion accessories


Mounting frames for Linea devices with XT platform




▲32602.G
2 flush mounting modules, 3 XT front modules, without screws, for mounting boxes ø 60 mm




▲32602.B
2 flush mounting modules, 3 XT front modules, without screws, for mounting boxes ø 60 mm




▲32602.C
2 flush mounting modules, 3 XT front modules, without screws, for mounting boxes ø 60 mm




▲32603.G
3 flush mounting modules, 4 XT front modules, with screws, for 3-module mounting boxes




▲32603.B
3 flush mounting modules, 4 XT front modules, with screws, for 3-module mounting boxes




▲32603.C
3 flush mounting modules, 4 XT front modules, with screws, for 3-module mounting boxes



▲32604.G
4 flush mounting modules, 5 XT front modules, with screws, for 4-module mounting boxes




▲32604.B
4 flush mounting modules, 5 XT front modules, with screws, for 4-module mounting boxes




▲32604.C
4 flush mounting modules, 5 XT front modules, with screws, for 4-module mounting boxes


Mixed mounting frames for Linea devices with XT platform and Linea connector blocks



▲32613.G
1 XT node, 1 XT front module, 1 or 2 Linea connector blocks up to 2 modules, with screws, for 3-module mounting boxes, complete with cover plate




▲32613.B
1 XT node, 1 XT front module, 1 or 2 Linea connector blocks up to 2 modules, with screws, for 3-module mounting boxes, complete with cover plate



▲32613.C
1 XT node, 1 XT front module, 1 or 2 Linea connector blocks up to 2 modules, with screws, for 3-module mounting boxes, complete with cover plate



▲32614.G
1 XT node and 1 XT actuator, 2 XT front modules, 1 or 2 Linea connector blocks up to 2 modules, with screws, for 4-module mounting boxes, complete with cover plate



▲32614.B
1 XT node and 1 XT actuator, 2 XT front modules, 1 or 2 Linea connector blocks up to 2 modules, with screws, for 4-module mounting boxes, complete with cover plate



▲32614.C
1 XT node and 1 XT actuator, 2 XT front modules, 1 or 2 Linea connector blocks up to 2 modules, with screws, for 4-module mounting boxes, complete with cover plate

Black	White	Canvas
-------	-------	--------

Supervision



01425***
10" IP colour touch screen, used as a home automation system supervisor, IP/Due Fili Plus internal video entryphone, IP video camera and CCTV system manager, power supply PoE or 12-30 Vdc, surface mounting with bracket on round, 3-module (horizontal or vertical), 8-module (4+4) or British standard square mounting box, black



21665.11
Aluminium
Dimensions: 345x250 mm



21665.70
White diamond
Dimensions: 345x250 mm



21665.76
Black diamond
Dimensions: 345x250 mm



01422***
Touch screen with 7" IP capacitive colour display, used as a home automation system supervisor, IP/Due Fili Plus internal video entryphone, IP video camera and CCTV system manager, power supply PoE or 12-30 Vdc, surface mounting with bracket on round, 3-module (horizontal or vertical), 8-module (4+4) or British standard square mounting box, black



01422.B***
Touch screen with 7" IP capacitive colour display, used as a home automation system supervisor, IP/Due Fili Plus internal video entryphone, IP video camera and CCTV system manager, power supply PoE or 12-30 Vdc, surface mounting with bracket on round, 3-module (horizontal or vertical), 8-module (4+4) or British standard square mounting box, white



Kit software for Well-contact Plus system management
0K01590: Suite Basic software + Client Basic licence + hardware key



Software for Well-contact Plus system management

- 01589:** Well-contact Suite Light
- 01592:** Well-contact Suite Client
- 01593:** Well-contact Suite Office
- 01594:** Well-contact Suite Client Office

01595
Additional software for interfacing with existing management system



01993
Hardware interface for Well-contact Plus touch screens. It is necessary touch screen configuration software



01597
USB spare key for Well-contact Suite software




Kit software for Well-contact Plus system management
0K01590.1: 1 desktop personal computer + Suite Basic software + Client Basic licence + hardware key
0K01591: 1 desktop personal computer + Suite Top software + Client Top licence + hardware key

*** Using the **Webview** function, it is possible to supervise a KNX system equipped with a Webserver from the Vimar touch screens.

Black	White	Canvas
-------	-------	--------

Supervision

IN/OUT devices



01514
Interface with 2 input or output programmable channels for LEDs, KNX standard, dimensions: 39,1x40x12,3 mm



01515.1
Interface with 4 input or output programmable channels for LEDs, KNX standard, dimensions: 46x46x11,7 mm



01510
4-channel digital input device, programmable for NO, NC and 120-230 V-contacts, KNX standard, 2 x 17,5 mm modules



01522.1
4 IN/OUT, 4 NO 16 A 250 V- programmable relay output with lighting control and store with slats orientation, push button for local control, 4 programmable digit inputs for contacts without potential, KNX standard, 4 x 17,5 mm modules

Actuators



01523.1
4 NO 16 A 250 V- relay outputs for lighting control, store with slats orientation, push buttons for local control, KNX standard, 4 x 17,5 mm modules



01521.1
Actuator with 12 NO 10 A 250 V- 50/60 Hz relay outputs for fluorescent lamps, KNX standard, 12 x 17,5 mm modules



01525
Actuator for 8 roller shutters, 6 A 230 V- 50/60 Hz relay outputs, KNX standard, 8 x 17,5 mm modules



01535
Solenoid valve actuator, 6 230 V- 0,5 A outputs, local control buttons, KNX standard, 4x17,5 mm modules



01536
Actuator, 4 0-10 V or 0/4-20 mA analog-outputs, KNX standard, 4x17,5 mm modules

Dimmers



01550
Dimmer with 4 NO relay outputs 16 A 250 V-, 4 outputs 0/1-10 V, push buttons for local control, KNX standard, 8 x 17,5 mm module



01538
Dimmer 120-240 V- 50/60 Hz, phase-cutting, 2 outputs for incandescent lamps 40-300 W 240 V-, 20-150 W 120 V-, electronic transformers 40-200 VA, CFL lamps 10-200 W, LED lamps 10-200 W, push buttons for local control, KNX standard, protection fuse, 4 x 17,5 mm modules

Interfaces and gateway



01547.1
IP interface, KNX, 2 x 17,5 mm modules



01548
IP KNX Router, KNX Secure standard, 2 x 17,5 mm modules



01542
DALI KNX gateway, 1 channel for 64 lamps into 16 groups, 4 x 17,5 mm modules



01544
KNX DALI gateway, 8-channel for 16 lamps per channel, 6 x 17,5 mm modules



01540.1
USB interface, KNX B-type, 2 x 17,5 mm modules



01545
Web server for local and remote control of the KNX system, 8 x 17,5 mm modules



** App available for iOS and Android operating system, downloadable from Apple and Google Play stores.

Black White Canvas

Supervision

Additional devices



01500.2
Power supply with Bus 30 Vdc 320 mA output, 30 Vdc auxiliary output, supply voltage 120-240 V~ 50/60 Hz, with decoupling coil, KNX standard, 4 x 17,5 mm modules



01501.2
Power supply with Bus 30 Vdc 640 mA output, 30 Vdc auxiliary output, supply voltage 120-240 V~ 50/60 Hz, with decoupling coil, KNX standard, 4 x 17,5 mm modules



01831.1
Supply unit 12 Vdc 1250 mA output, 100-240 V~ 50/60 Hz, 1 x 17,5 mm module



01504.2
Line coupler, KNX standard, 2 x 17,5 mm modules



16887
Safety transformer, 230/12-24 V~ (SELV), 24 VA, 3 x 17,5 mm modules

KNX cables



01890.E
KNX system cable, 2x2x0,8 mm cable, LSZH sheath, CPR Eca class, suitable for I category cables (U0 = 400 V), green - 100 m



01890.C
KNX system cable, 2x2x0,8 mm cable, LSZH sheath, CPR Cca s1b d1 a1 class, suitable for I category cables (U0 = 400 V), green - 100 m

Control and functions

Controls




▲30580
4-button - 2 modules. Depth: 20,2 mm




▲30581
4-button + NO 16 A 120-240 V~ 50/60 Hz relay output - 2 modules. Depth: 37,2 mm




▲30582
4-button + actuator for laths orientation, cosφ 0,6 2 A 120-240 V~ 50/60 Hz change-over relay output - 2 modules. Depth: 37,2 mm



▲30585
6-button - 3 modules. Depth: 20,2 mm



▲30586
6-button + NO 16 A 120-240 V~ 50/60 Hz relay output - 3 modules. Depth: 37,2 mm



▲30587
6-button + actuator for laths orientation, cosφ 0,6 2 A 120-240 V~ 50/60 Hz change-over relay output - 3 modules. Depth: 37,2 mm

Interchangeable half buttons - 1 and 2 modules



▲31480.G
Without symbol, customizable



▲31480.ZG
Fixed



▲31480.B
Without symbol, customizable



▲31480.ZB
Fixed



▲31480.C
Without symbol, customizable



▲31480.ZC
Fixed



▲31480.YG
ON/OFF symbols



▲31480.FG
Arrows symbols



▲31480.RG
Regulation symbols



▲31480.YB
ON/OFF symbols



▲31480.FB
Arrows symbols



▲31480.RB
Regulation symbols



▲31480.YC
ON/OFF symbols



▲31480.FC
Arrows symbols



▲31480.RC
Regulation symbols

* Not to be used in European Countries

▲ New article

△ Available until stocks last


Black White Canvas

Control and functions

Interchangeable half buttons - 1 and 2 modules



▲31480.2G
Without symbol, customizable



▲31480.2YG
ON/OFF symbols




▲31480.2B
Without symbol, customizable




▲31480.2YB
ON/OFF symbols



▲31480.2C
Without symbol, customizable



▲31480.2YC
ON/OFF symbols



▲31480.2FG
Arrows symbols



▲31480.2RG
Regulation symbols



▲31480.2FB
Arrows symbols



▲31480.2RB
Simboli regolazione



▲31480.2FC
Arrows symbols



▲31480.2RC
Regulation symbols

Temperature control

Thermostats



▲30571.G
Dial thermostat (heating and air conditioning), class I (contribution 1%) in ON/OFF mode, class IV (contribution 2%) in PI mode, can be interfaced with KNX actuator to make a class V modulating room thermostat (contribution 3%), 1 input for sensor 02965.1, 1 programmable digital input - 2 modules. Depth: 31,8 mm



▲30571.B
Dial thermostat (heating and air conditioning), class I (contribution 1%) in ON/OFF mode, class IV (contribution 2%) in PI mode, can be interfaced with KNX actuator to make a class V modulating room thermostat (contribution 3%), 1 input for sensor 02965.1, 1 programmable digital input - 2 modules. Depth: 31,8 mm



▲30571.C
Dial thermostat (heating and air conditioning), class I (contribution 1%) in ON/OFF mode, class IV (contribution 2%) in PI mode, can be interfaced with KNX actuator to make a class V modulating room thermostat (contribution 3%), 1 input for sensor 02965.1, 1 programmable digital input - 2 modules. Depth: 31,8 mm

Detectors



▲30575.G
Passive infrared motion detector, KNX standard - 2 modules. Depth: 24,1 mm



▲30575.B
Passive infrared motion detector, KNX standard - 2 modules. Depth: 24,1 mm



▲30575.C
Passive infrared motion detector, KNX standard - 2 modules. Depth: 24,1 mm

Weather station and wired temperature sensor



01546
Weather station, KNX standard, power supply 12-32 Vdc or 12-24 Vac



02965.1
Wired temperature sensor, NTC 10 kΩ, cable length 3 m

Black	White	Canvas
-------	-------	--------

Temperature control

Presence and brightness sensors



01527
IR presence detector, 360° motion range, ON/OFF and adjustment of lighting, heating, air conditioning, ventilation, 1-1000 Lux adjustable brightness range, KNX standard, for ceiling installation. Dimensions: 80x80x45 mm



01527.S
Adapter for 01527 detector ceiling installation



01529.1
IR presence detector, 360° motion range, for ON/OFF lighting, 1-1000 Lux adjustable brightness range, KNX standard, for ceiling installation. Dimensions: 91x91x45 mm



01529.1.S
Adapter for 01529.1 detector ceiling installation



01530
Light sensor for dimmer 01528, KNX standard, ceiling installation. Dimensions: 52,3x54,3x19,3 mm

Access control



▲30567.G
Transponder card reader for installation outside rooms, KNX standard, 2 NO 4 A 24 V~ relay outputs, 2 inputs, power supply 12-24 V~ 50/60 Hz and 12-24 Vdc (SELV) - 3 modules. Depth: 38,8 mm Supplied without transponder card.

▲30567.TRG
As above, tropicalized



▲30567.B
Transponder card reader for installation outside rooms, KNX standard, 2 NO 4 A 24 V~ relay outputs, 2 inputs, power supply 12-24 V~ 50/60 Hz and 12-24 Vdc (SELV) - 3 modules. Depth: 38,8 mm Supplied without transponder card.

▲30567.TRB
As above, tropicalized



▲30567.C
Transponder card reader for installation outside rooms, KNX standard, 2 NO 4 A 24 V~ relay outputs, 2 inputs, power supply 12-24 V~ 50/60 Hz and 12-24 Vdc (SELV) - 3 modules. Depth: 38,8 mm Supplied without transponder card.

▲30567.TRC
As above, tropicalized



▲30563.G
Transponder card reader with vertical pocket for installation inside rooms, KNX standard, 2 NO 4 A 24 V~ relay outputs, 2 inputs, power supply 12-24 V~ 50/60 Hz and 12-24 Vdc (SELV) - 3 modules. Depth: 37 mm



▲30563.B
Transponder card reader with vertical pocket for installation inside rooms, KNX standard, 2 NO 4 A 24 V~ relay outputs, 2 inputs, power supply 12-24 V~ 50/60 Hz and 12-24 Vdc (SELV) - 3 modules. Depth: 37 mm



▲30563.C
Transponder card reader with vertical pocket for installation inside rooms, KNX standard, 2 NO 4 A 24 V~ relay outputs, 2 inputs, power supply 12-24 V~ 50/60 Hz and 12-24 Vdc (SELV) - 3 modules. Depth: 37 mm



01598
Programmable and customizable transponder card

Black	White	Canvas
-------	-------	--------

By-alarm Plus: burglar alarm system

By-alarm Plus software



By-alarm Plus Manager 1.0.0 software for system configuration

Kit with IP connection



▲0K03800
• By-alarm Plus control unit kit, 25 zones, surface mounting, containing:
• 1 25-zone control unit board (03800)
• 1 230 V 13 VDC 3.2 A power supply unit (03805)
• 1 plastic box (03814)



▲0K03800.01
• By-alarm Plus control unit kit, 25 zones, flush mounting, containing:
• 1 25-zone control unit board (03800)
• 1 230 V 13 VDC 3.2 A power supply unit (03805)
• 1 24-module flush mounting switchboard adapter (03816)

Preconfigured kits



▲0K03800.02
• By-alarm Plus control unit kit, 25 zones, surface mounting, containing:
• 1 25-zone control unit board (03800)
• 1 keypad with display (03817)
• 1 outdoor siren (03827)
• 2 surface mounting anti-crawl detectors (01721)
• 1 burglar alarm system gateway (03812)
• 1 230 V 13 VDC 3.2 A power supply unit (03805)
• 1 plastic box (03814)



▲0K03801.02
• By-alarm Plus control unit kit, 65 zones, surface mounting, containing:
• 1 65-zone control unit board (03801)
• 1 GSM communicator (03820)
• 1 keypad with display + transponder (03818)
• 1 outdoor siren (03827)
• 2 surface mounting anti-crawl detectors (01721)
• 1 burglar alarm system gateway (03812)
• 1 230 V 13 VDC 3.2 A power supply unit (03805)
• 2 yellow transponder keys (03825.Y)
• 1 plastic box (03814)

Cables



01732.E
By-alarm system cable, 2x0,22 mm², with LSZH sheath, CPR Eca class, suitable for I category cables (U0 = 400 V), white - 100 m



01733.E
By-alarm system cable, 2x0,50 mm² + 2x0,22 mm², with LSZH sheath, CPR Eca class, suitable for I category cables (U0 = 400 V), white - 100 m



01734.E
By-alarm system cable, 2x0,50 mm² + 4x0,22 mm², with LSZH sheath, CPR Eca class, suitable for I category cables (U0 = 400 V), white - 100 m



01735.E
By-alarm system cable, 2x0,50 mm² + 6x0,22 mm², with LSZH sheath, CPR Eca class, suitable for I category cables (U0 = 400 V), white - 100 m

Black	White	Canvas
-------	-------	--------

By-alarm Plus: burglar alarm system

System components



▲03814
Surface mounting By-alarm Plus plastic box for 25 or 65-zone control unit board. Dim. 435x335x120 mm



▲03815
Surface mounting metal box for 25-, 65- and 125-zone control unit boards. Dim. 375x465.6x92.2 mm



▲03816
24-module switchboard adapter box for flush mounting box V53324 or V53724 and 25- and 65-zone control unit boards. Dim. 344.9x444.9 mm



V53324
24-module flush mounting box (GW 650 °C) for masonry walls. Dim. 316x423x80 mm

V53724
As above, for hollow walls

Control panels



▲03800
By-alarm Plus control unit expandable to **25 zones**

▲03801
As above, expandable to **65 zones**

▲03802
As above, expandable to **125 zones**

Digital keypad and outdoor siren



▲03817
Keypad with LCD display, 12 VDC power supply unit, 23 backlit keys, 5 status LEDs, surface mounting. Dim. 140.3x150.3x21.6 mm



▲03818
Keypad with LCD display and transponder actuator, 2 In/ Out zones/terminals, 12 VDC, 23 backlit keys, 5 status LEDs, surface mounting. Dim. 140.3x150.3x21.6 mm



▲03826
Outdoor siren, control unit connection via BUS, surface mounting. Dim. 218x237x54.8 mm

▲03827
As above, with wired connection to any burglar alarm control unit

System components



▲03805
230 V~ 50/60 Hz power supply unit with 13.8 VDC 3.2 A output



▲03806
230 V~ 50/60 Hz power supply unit with 13.8 VDC 6.2 A output



▲03812
Burglar alarm system gateway with IP/LAN network, for connection to Vimar Cloud, smartphone, tablet and supervision touch screen



▲03810
GSM communicator module to send/receive SMS text messages, voice messages and alerts with the SIA-IP protocol from version 1.1.0 on



▲03820
Communicator to send/receive SMS text messages and alerts with the SIA-IP protocol from version 1.1.0 on



▲03822
Isolated interface for Bus signal regeneration

▲03823
As above, with power supply unit



ZBA1
Rechargeable 12 VDC 7 Ah buffer battery for power supply units 03805 and 03806

Black	White	Canvas
-------	-------	--------

By-alarm Plus: burglar alarm system

Expansion and voice synthesis modules for control units



▲03808
5-terminal input/output expansion board configurable for volt-free contacts



▲03819
5-terminal input/output expansion module configurable for volt-free contacts



▲03809
Relay interface card with 1 28 VDC 7 A changeover output



▲03813
Voice synthesis module for automatic transmission of communications, alarms faults or anomalies. Italian language

Indoor siren



▲30526.G
Indoor siren - 3 modules. Depth: 34,2 mm



▲30526.B
Indoor siren - 3 modules. Depth: 34,2 mm



▲30526.C
Indoor siren - 3 modules. Depth: 34,2 mm

Actuator/partitioner



▲03824
Unità da abbinare agli adattatori. Prof.tà: 35,7 mm



▲03825.G
Transponder key, green



▲03825.Y
Transponder key, yellow

Adapters for actuator/partitioner



▲31528.G
1 module



▲31528.B
1 modulo



▲31528.C
1 modulo

Detectors



▲30529.G
IR and microwaves presence detector - 2 modules. Depth: 30,8 mm



▲30529.B
IR and microwaves presence detector - 2 modules. Depth: 30,8 mm



▲30529.C
IR and microwaves presence detector - 2 modules. Depth: 30,8 mm

By-alarm Plus: burglar alarm system



Black	White	Canvas
-------	-------	--------

By-alarm Plus: burglar alarm system

Indoor and surface mounting detectors



01720
Passive infrared and microwave dual technology detector, PET immune, surface mounting



01721
Passive infrared and microwave dual technology detector, anti-masking and anti-crawl, surface mounting



01722
Dual technology curtain detector, for entrances and windows, surface mounting

Outdoor and surface mounting detectors



01723
Dual technology curtain detector, IP54 for outdoor use for entrances and windows, surface mounting



01739
Passive infrared presence detector for the protection of building exteriors, 12-metre curtain-effect detection on each side (left and right), PET immune, IP55, 1 input for acoustic control, 2 NO and NC 28 Vdc 0.2 A relay outputs, surface mounting, 10-28 Vdc 38 mA power supply



01740
Curtain-effect detector to protect entrances and openings such as doors, windows, covered terraces, corridors and French doors, short-range curtain-effect detection with adjustable lens up to 2 m or 5 m, PET immune, anti-masking function, 1 NO or NC 28 Vdc 0.1A relay output, surface mounting, 9.5-18 Vdc 20 mA power supply

Detection devices for burglar alarm systems and technical alarms



01724
Water detector for protection against flooding, floor mounting



01823
Magnetic contact in metal enclosure for visual installation



▲01824
Magnetic contact in a metal enclosure for up-and-over doors



01825
Electromechanical co-operated contact for rolling shutters protection



01826
Electromechanical inertial contact for windows and doors protection



01820
Flush mounting magnetic contact



01821
Metal flush mounting magnetic contact



01822
Visible surface magnetic contact

By-alarm Plus: burglar alarm system



Black	White	Canvas
-------	-------	--------

By-alarm Plus: burglar alarm system

Extension kit, 868 MHz radio frequency



▲0K03831
By-alarm Plus radio extension kit, surface mounting, containing:
• 1 RF interface (03832),
• 2 RF IR detectors (03836),
• 2 white RF magnetic contacts (03833.B),
• 2 surface mounting RF remote controls (03839)

Expansion modules for 868 MHz radio frequency



▲03831
Transceiver, BUS connection to the control unit, 2 antennas for horizontal and vertical polarisation with antenna-diversity, plastic enclosure



▲03832
Transceiver board, BUS connection to the control unit, 2 antennas for horizontal and vertical polarisation with antenna-diversity



▲03840
Repeater to extend radio coverage, 2 antennas for horizontal and vertical polarisation with antenna-diversity, plastic enclosure

Remote control and outdoor siren, 868 MHz radio frequency



▲03839
Remote control with 4 buttons, power supply with 3 V CR2032 lithium battery included



▲03830
Outdoor siren, control unit connection via radio, surface mounting. Dim. 218x237x54.8 mm



▲00907
Non-rechargeable 3.6 V 14500 mA lithium battery for radio frequency siren

By-alarm Plus: burglar alarm system



Black	White	Canvas
-------	-------	--------

By-alarm Plus: burglar alarm system

Detection devices for burglar alarm systems and technical alarms, 868 MHz radio frequency



▲03833.B
Vertical and horizontal magnetic contact for doors and windows, power supply with 1 x 1.5V AA alkaline battery included, white



▲03833.M
Vertical and horizontal magnetic contact for doors and windows, power supply with 1 x 1.5V AA alkaline battery included, brown



▲03834
Magnetic contact and shock/tilt sensor, power supply with 1 CR2 3V lithium battery, white

Surface mounting indoor detectors, 868 MHz radio frequency



▲03835
Dual technology passive infrared + microwave detector, PET immune, power supply with 3V CR17450 lithium battery included, white



▲03836
Passive infrared detector, PET immune, power supply with 3V CR17450 lithium battery included, white



▲03837
Curtain-effect detector, power supply with 3 V CR17450 lithium battery included, white

Accessories

Black	White	Canvas
-------	-------	--------

Transparent cover for mounting frames



▲30602.C
For 2-module frame, 71 mm fixing centres



▲30613.C
For 3-module frame



▲30614.C
For 4-module frame



▲30617.C
For 7-module frame

IP44 protected cover



▲14923
IP44 protected cover with transparent door, 3 modules



▲30699
Extraction tool for cover plate installed on anti-tamper mounting frame

Tilted table mounting box

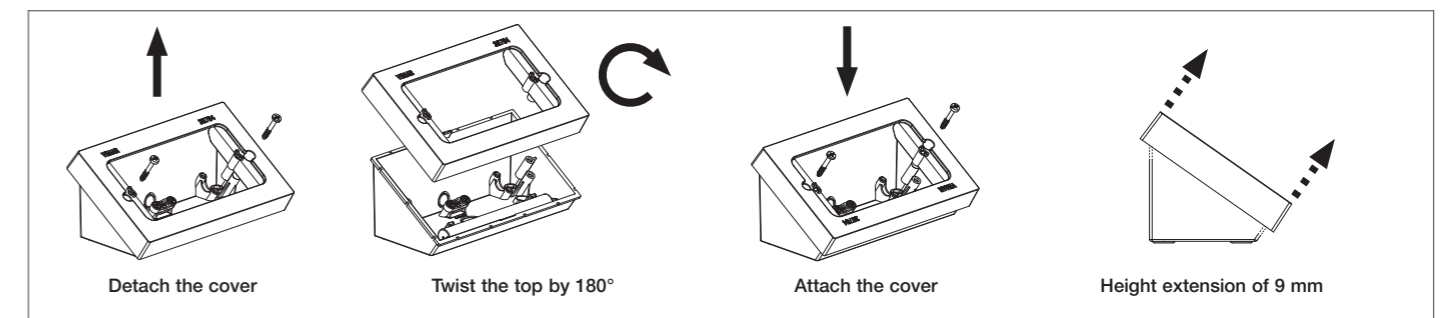


▲30784.G
Tilted table mounting box, with variable height, for the installation of 4 modules. In the lowered version, connector blocks with a maximum depth of 32 mm can be installed; if you turn the cover the maximum depth extends to 44 mm. The socket outlet with USB, 30210. USB, cannot be installed. To be completed with mounting frame and cover plate.



▲30784.B
Tilted table mounting box, with variable height, for the installation of 4 modules. In the lowered version, connector blocks with a maximum depth of 32 mm can be installed; if you turn the cover the maximum depth extends to 44 mm. The socket outlet with USB, 30210. USB, cannot be installed. To be completed with mounting frame and cover plate.


Method of installation of devices with a depth of between 32 and 44 mm




LINEA
Cover plates



Total Look
(Technopolymer)



00 White



01 Canvas




02 Black

LINEA



Reflex
(Technopolymer)



40 White Reflex



41 Canvas Reflex



42 Black Reflex

Painted technopolymers
(Technopolymer)



20 Silver



21 Clay



22 Metal

PVD metals
(Zinc-Titanium Alloy)



70 Brushed gold



71 Bronze



72 Satin finish stainless steel

Cover plates: selection guide

	2 modules	3 modules	4 modules	7 modules
Total Look (Technopolymer)				
White	30642.00	30653.00	30654.00	30657.00
Canvas	30642.01	30653.01	30654.01	30657.01
Black	30642.02	30653.02	30654.02	30657.02
Painted technopolymers (Technopolymer)				
Silver	30642.20	30653.20	30654.20	30657.20
Clay	30642.21	30653.21	30654.21	30657.21
Metal	30642.22	30653.22	30654.22	30657.22
Reflex (Technopolymer)				
White Reflex	30642.40	30653.40	30654.40	30657.40
Canvas Reflex	30642.41	30653.41	30654.41	30657.41
Black Reflex	30642.42	30653.42	30654.42	30657.42
PVD metals (Zinc-Titanium Alloy)				
Brushed gold	30642.70	30653.70	30654.70	30657.70
Bronze	30642.71	30653.71	30654.71	30657.71
Satin finish stainless steel	30642.72	30653.72	30654.72	30657.72

Installation types

Modules	Boxes	Mounting frames	Cover plates
2 for Ø 60 mm mounting boxes	<p>Flush mounting</p> <p>V71001 For masonry walls GW 650 °C, sky blue V71001.AU GW 960 °C, black</p> <p>V71701 For hollow walls, for mounting frames without claws, GW 850 °C, sky blue</p>	<p>30602 2 modules, with (removable) claws</p> <p>30603 2 modules, without screws</p>	<p>30642... 2 modules</p> <p>Dimensions: 90x88x7.9 mm</p>
3	<p>Flush mounting</p> <p>V71303 For masonry walls GW 650 °C, sky blue V71303.AU GW 960 °C, black</p> <p>V71703 For hollow walls, GW 850 °C, sky blue</p>	<p>30613 3 modules, with screws</p> <p>30613AE 3 modules, with anti-tamper screws</p>	<p>30653... 3 modules</p> <p>Dimensions: 122.8x88x5.7 mm</p>
4	<p>Flush mounting</p> <p>V71304 For masonry walls GW 650 °C, sky blue V71304.AU GW 960 °C, black</p> <p>V71704 For hollow walls, GW 850 °C, sky blue</p> <p>Table mounting</p> <p>30784.G 4 modules, black</p> <p>30784.B 4 modules, white</p>	<p>30614 4 modules, with screws</p> <p>30614AE 4 modules, with anti-tamper screws</p>	<p>30654... 4 modules</p> <p>Dimensions: 146.6x88x5.7 mm</p>
7	<p>Flush mounting</p> <p>V71306 For masonry walls GW 650 °C, sky blue V71306.AU GW 960 °C, black</p> <p>V71706 For hollow walls, GW 850 °C, sky blue</p>	<p>30617 7 modules, with screws</p> <p>30617AE 7 modules, with anti-tamper screws</p>	<p>30657... 7 modules</p> <p>Dimensions: 208.5x88x7.9 mm</p>

Linea with XT platform installation types

Modules	Boxes	Devices (back of mounting frame)	Electrified mounting frames	Linea device with XT platform (front of mounting frame)
2 for Ø 60 mm mounting boxes	<p>V71701 For hollow walls, for mounting frames without claws, GW 850 °C, sky blue</p>	<p>32001 Power supply node</p> <p>32002 Actuator</p>	<p>32602.G 2 modules, without screws, black</p> <p>32602.B 2 modules, without screws, white</p> <p>32602.C 2 modules, without screws, canvas</p>	<p>3 x 1 module, black (possibility of up to 12 activations)</p> <p>or</p> <p>1 x 1 module + 1 x 2 modules, black</p> <p>3 x 1 module, white (possibility of up to 12 activations)</p> <p>or</p> <p>1 x 1 module + 1 x 2 modules, white</p> <p>3 x 1 module, canvas (possibility of up to 12 activations)</p> <p>or</p> <p>1 x 1 module + 1 x 2 modules, canvas</p>
3	<p>V71303 For masonry walls GW 650 °C, sky blue</p> <p>V71303.AU GW 960 °C, black</p> <p>V71703 For hollow walls, GW 850 °C, sky blue</p>	<p>32001 Power supply node</p> <p>32002 Actuator</p>	<p>32603.G 3 modules, with screws, black</p> <p>32603.B 3 modules, with screws, white</p> <p>32603.C 3 modules, with screws, canvas</p>	<p>4 x 1 module, black (possibility of up to 16 activations)</p> <p>or</p> <p>2 x 1 module + 1 x 2 modules, black</p> <p>or</p> <p>2 x 2 modules, black</p> <p>4 x 1 module, white (possibility of up to 16 activations)</p> <p>or</p> <p>2 x 1 module + 1 x 2 modules, white</p> <p>or</p> <p>2 x 2 modules, white</p> <p>4 x 1 module, canvas (possibility of up to 16 activations)</p> <p>or</p> <p>2 x 1 module + 1 x 2 modules, canvas</p> <p>or</p> <p>2 x 2 modules, canvas</p>
4	<p>V71304 For masonry walls GW 650 °C, sky blue</p> <p>V71304.AU GW 960 °C, black</p> <p>V71704 For hollow walls, GW 850 °C, sky blue</p>	<p>32001 Power supply node</p> <p>32002 Actuator</p>	<p>32604.G 4 modules, with screws, black</p> <p>32604.B 4 modules, with screws, white</p> <p>32604.C 4 modules, with screws, canvas</p>	<p>5 x 1 module, black (possibility of up to 20 activations)</p> <p>or</p> <p>3 x 1 module + 1 x 2 modules, black</p> <p>or</p> <p>1 x 1 module + 2 x 2 modules, black</p> <p>5 x 1 module, white (possibility of up to 20 activations)</p> <p>or</p> <p>3 x 1 module + 1 x 2 modules, white</p> <p>or</p> <p>1 x 1 module + 2 x 2 modules, white</p> <p>5 x 1 module, canvas (possibility of up to 20 activations)</p> <p>or</p> <p>3 x 1 module + 1 x 2 modules, canvas</p> <p>or</p> <p>1 x 1 module + 2 x 2 modules, canvas</p>

Linea with XT platform and Linea device installation types

Modules	Boxes	Devices (back of mounting frame)	Mixed mounting frames (electrified and for Linea cover plate)	Combination of devices* Linea with XT platform and Linea
3	<p>V71303 For masonry walls GW 650 °C, sky blue</p> <p>V71303.AU GW 960 °C, black</p> <p>V71703 For hollow walls, GW 850 °C, sky blue</p>	<p>32001 Power supply node</p>	<p>32613.G 3 modules, with screws, black</p> <p>32613.B 3 modules, with screws, white</p> <p>32613.C 3 modules, with screws, canvas</p>	<p>XT platform: 1 x 1 module, black (possibility of up to 4 activations)</p> <p>+</p> <p>Linea: 2 x 1 module or 1 x 2 modules, black</p> <p>XT platform: 1 x 1 module, white (possibility of up to 4 activations)</p> <p>+</p> <p>Linea: 2 x 1 module or 1 x 2 modules, white</p> <p>XT platform: 1 x 1 module, canvas (possibility of up to 4 activations)</p> <p>+</p> <p>Linea: 2 x 1 module or 1 x 2 modules, canvas</p>
4	<p>V71304 For masonry walls GW 650 °C, sky blue</p> <p>V71304.AU GW 960 °C, black</p> <p>V71704 For hollow walls, GW 850 °C, sky blue</p>	<p>32001 Power supply node</p> <p>32002 Actuator</p>	<p>32614.G 4 modules, with screws, black</p> <p>32614.B 4 modules, with screws, white</p> <p>32614.C 4 modules, with screws, canvas</p>	<p>XT platform: 2 x 1 module, black (possibility of up to 8 activations)</p> <p>or</p> <p>XT platform: 1 x 2 modules, black</p> <p>+</p> <p>Linea: 2 x 1 module or 1 x 2 modules, black</p> <p>XT platform: 2 x 1 module, white (possibility of up to 8 activations)</p> <p>or</p> <p>XT platform: 1 x 2 modules, white</p> <p>+</p> <p>Linea: 2 x 1 module or 1 x 2 modules, white</p> <p>XT platform: 2 x 1 module, canvas (possibility of up to 8 activations)</p> <p>or</p> <p>XT platform: 1 x 2 modules, canvas</p> <p>+</p> <p>Linea: 2 x 1 module or 1 x 2 modules, canvas</p>

* The combinations shown only represent some of the devices that can be installed.

Cover plate and controls customisation

How to customise cover plates and controls

- if the customisation requested is listed in the table 'Standard symbols and words library', indicate the article code + symbol/word code, if the customisation is not included in the table, contact the Vimar sales department for feasibility;
- for requests for large quantities of customisations not included in the "Standard symbols and words library" please contact the Vimar sales department.

The advantages of laser-engraved customisations

- precise, indelible and permanent reproduction and engraving;
- service available even for minimum quantities;
- possibility of re-ordering the same customisation at different times with identical results.

Limits of reproduction

- colour subjects cannot be reproduced.

What to provide

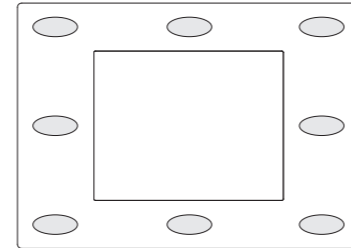
- a digital image of the subject in EPS or DXF format, with a minimum thickness of the line and gap between lines of 0.5 mm.

What to do

- provide all the material to your local wholesaler or distributor, who will forward it to Vimar.

Cover plates: customisation positions

(see area in grey)




Controls and buttons: position and characteristics

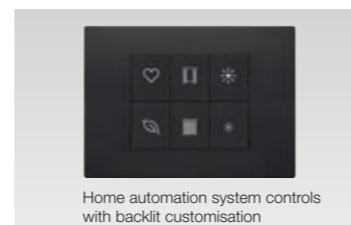

Type	Customisation position	Backlit customisation	Non-backlit customisation
Aligned controls and traditional rocker controls. 1 module		NO	position 1 and 2
Aligned controls with vertical light beam. 1 module		NO	position 1, 2 and 3
Axial controls. 1 module		NO	position 1 and 3
Buttons with diffuser for aligned and axial controls. 1 module		YES only position 2	position 1 and 3
Pair of 1-module buttons for radio frequency controls		NO	position 1 and 2
2-module button for radio frequency controls		NO	position 1 and 2
Home automation controls. 1-module button caps <i>Note. The customisation of the home automation system button 31480 is applied to the completely neutral surface.</i>		YES only in the 10x10 mm area	if the LED programming is always "OFF" the whole button area can be customised
Home automation controls. 2-module button caps <i>Note. The customisation of the home automation system button 31480.2 is applied to the completely neutral surface.</i>		YES only in the 10x10 mm area	if the LED programming is always "OFF" the whole button area can be customised

Specifications for customising home automation system control buttons with words	Text on 1 row	Text on 2 rows	Text on 3 rows
	To be backlit, customisation with words not included in the 'Standard symbols and words library' must have no more than 3 text rows, each with a maximum of 8 capital letters, font height 1.7 mm and style as per the library. Depending on the length of the text, the words must be positioned as shown in the figures to the side.		

Example of customised cover plate



Examples of buttons and controls with customisation



Customisation of Linea controls with XT platform

Linea controls with XT platform can be customised in **two ways**: using dynamic, **customisable LED icons** which can be customised using the App or by **applying a label** of the chosen symbol directly onto the back of the button in black finish, after removing it from its control, whereas for controls in white and canvas finish, contact the sales network.



Completely customisable symbols from a large library, via the application of a label onto the back of the button in black finish (art. code P32090.PG, each sheet contains 24 symbols to choose from). Indicate the quantity and code of the symbol in your order (see the "Standard symbols and words library" on the following pages). For white and canvas finishes, contact our sales network.

Dynamic, customisable LED icons via App. Possibility of smart backlighting: white at various brightness levels. No symbol is visible when the device is off.

Smart card customisation

The card can be customised upon request at the back. Send a digital image of the subject to reproduce in eps, tiff or jpg format.



Bluetooth network name customisation

The name of the Bluetooth network can be customised for the Bluetooth interface (30495) of the Sound system.

What to provide

- annex a file with extension .txt to the order
- the name of the .txt file must be created as follows:
e.g. **P30495_6.txt**
P30495: required product code preceded by P;
'6' the number of rows in the .txt file = quantity of the required product code;

Format of the .txt file

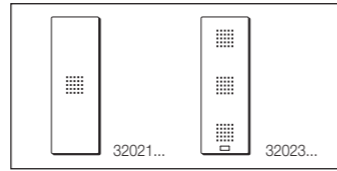
- use standard ASCII European characters;
- name of the network to be customised, max 23 characters (including spaces);
- the text on a new line identifies the end of the string to be customised;
- the number of rows must correspond to the quantity of the required article code;
- each row must indicate the requested customisation, even when repeated;

Example of txt file compilation (e.g. P30495_6.txt)

B&B	room 1
B&B	room 2
B&B	room 3
B&B	room 4
B&B	room 5
B&B	room 6

Symbols and words of the dynamic LED icons.

Examples of symbols and words that identify the main functions of the controls and of the Linea thermostat with XT platform: from the control of lights to roller shutters, from climate control to home automation system scenario management.



Symbols and words of the dynamic LED icons configurable via App for Linea controls with XT platform

Letters

A B C D E F G H I J K L M N O P Q R S T U V W X Y Z

Icons

State icons

Roller shutters
 open >50% open <50% closed
Right curtain
 open >50% open <50% closed
Left curtain
 open >50% open <50% closed

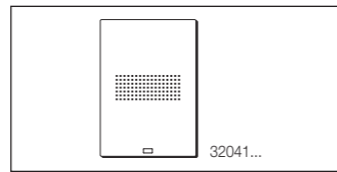
Figures

1 2 3 4 5 6 7 8 9 0

Animated icons

Example of closing cycle with roller shutter icon and example of animation with going out scenario
 Going out
 Example of opening cycle with roller shutter icon and example of animation with entry scenario
 Entry

Symbols and words of the dynamic LED icons configurable via App for Linea thermostat with XT platform



Thermostat
 HEAT COOL HC ON OFF AUTO DRY FAN
 BLOCK FLOOR OPEN
 Probe error

Fan coil
 K0 K1 K2 K3 K4 K5 K6
 K7 K8 K9 K10 KA

Figures
 Font 1 1 2 3 4 5 6 7 8 9 0 . - % 1 2 3 4 5 6 7 8 9 0
 Font 2 1 2 3 4 5 6 7 8 9 0
 Font 3 1 2 3 4 5 6 7 8 9 0 . - :

Standard symbols and words library.

The library of standard symbols includes the pictograms and words identifying the main functions that can be controlled by the devices: from lights to roller shutters, from climate control to home automation scenarios.

WITHOUT SYMBOL	S30.300
LIGHTS	
ENVIRONMENTS	
SCENARIOS	
HOTEL	
NAUTICAL	
ACCESSES	
ROLLER SHUTTERS WINDOWS AND CURTAINS	
CLIMATE CONTROL	
MUSIC AND AUDIO	
NUMBERS AND TEXTS	
	<p>GARDEN</p>

♦ symbols already used on push buttons available in the catalogue

Energia Positiva. Insieme

